



US 20150188062A1

(19) **United States**

(12) **Patent Application Publication**  
TSAI et al.

(10) **Pub. No.: US 2015/0188062 A1**  
(43) **Pub. Date: Jul. 2, 2015**

(54) **METHOD OF MAKING ORGANIC ELECTROLUMINESCENT MATERIALS**

**Publication Classification**

(71) Applicant: **Universal Display Corporation**, Ewing, NJ (US)

(51) **Int. Cl.**  
*H01L 51/00* (2006.01)  
*C07F 1/08* (2006.01)  
*C07F 15/00* (2006.01)

(72) Inventors: **JUI-YI TSAI**, Newtown, PA (US);  
**Zeinab Elshenawy**, Holland, PA (US)

(52) **U.S. Cl.**  
CPC ..... *H01L 51/0085* (2013.01); *C07F 15/0033* (2013.01); *C07F 15/002* (2013.01); *H01L 51/0088* (2013.01); *C07F 1/08* (2013.01); *H01L 51/5024* (2013.01)

(73) Assignee: **Universal Display Corporation**, Ewing, NJ (US)

(21) Appl. No.: **14/645,287**

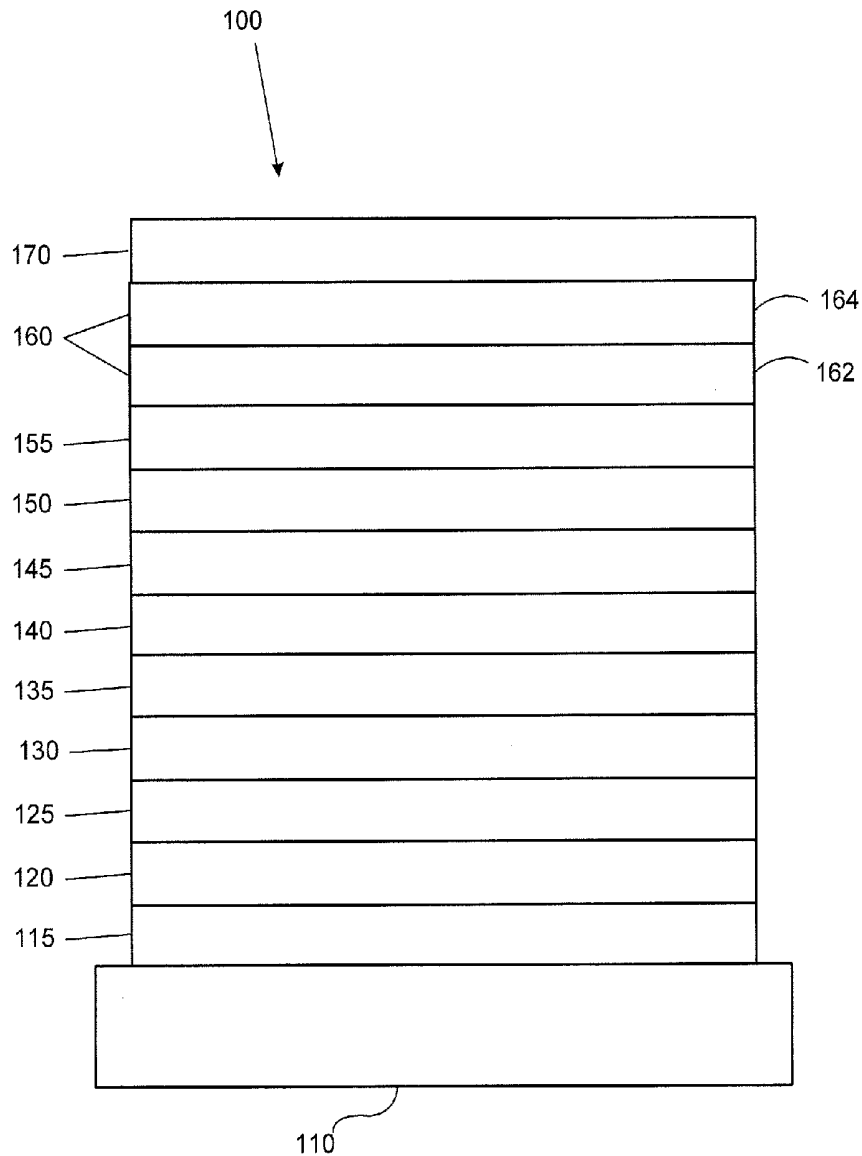
(57) **ABSTRACT**

(22) Filed: **Mar. 11, 2015**

A method of forming compounds that comprise a heterocyclic carbene ligand is provided. In particular, an oxazole or a thiazole carbene are used in place of the traditional imidazole carbene. These compounds may be used in OLEDs to provide devices having improved properties, such as stability and color-tuning.

**Related U.S. Application Data**

(62) Division of application No. 13/033,287, filed on Feb. 23, 2011, now Pat. No. 9,005,772.



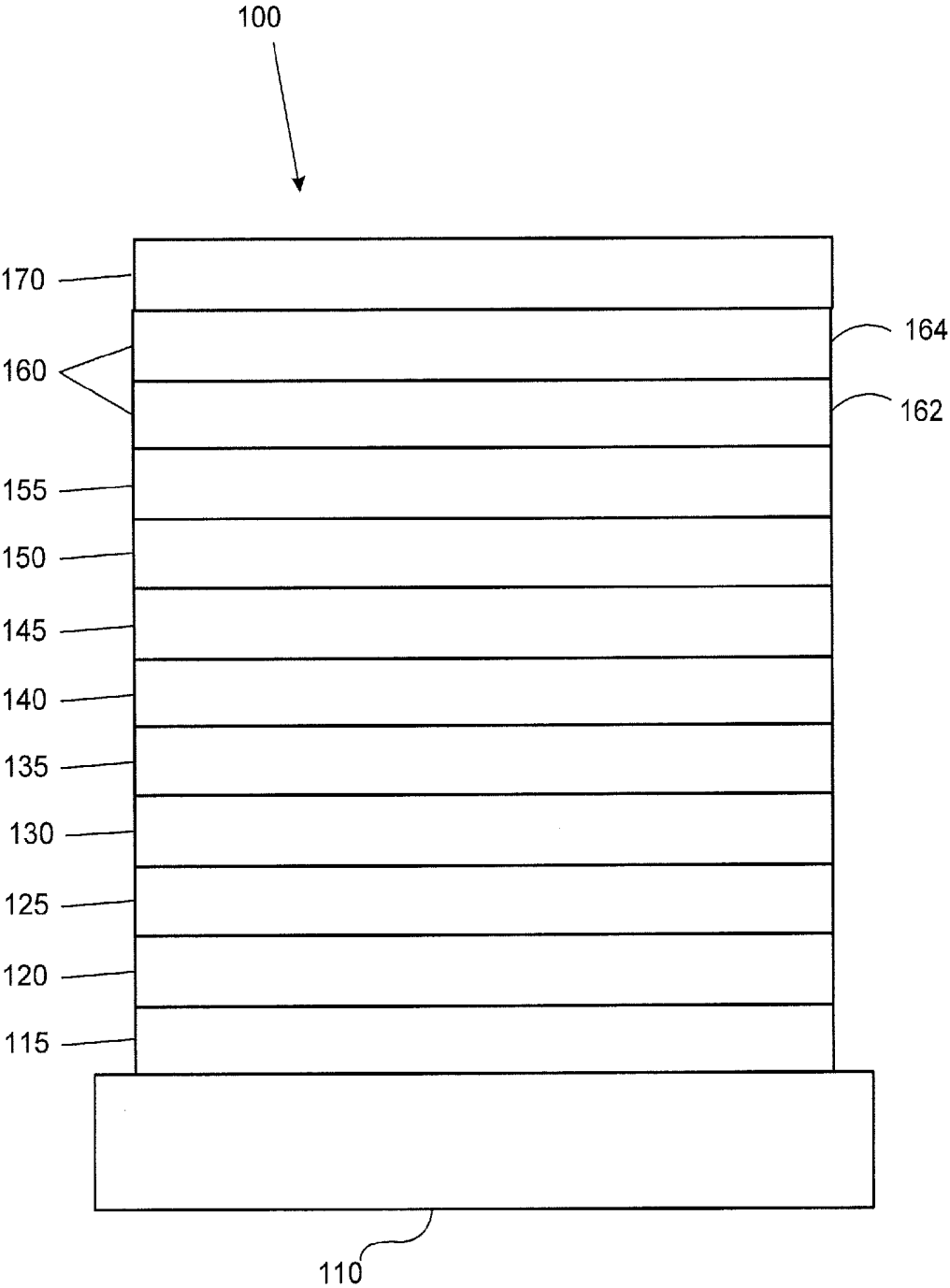


FIGURE 1

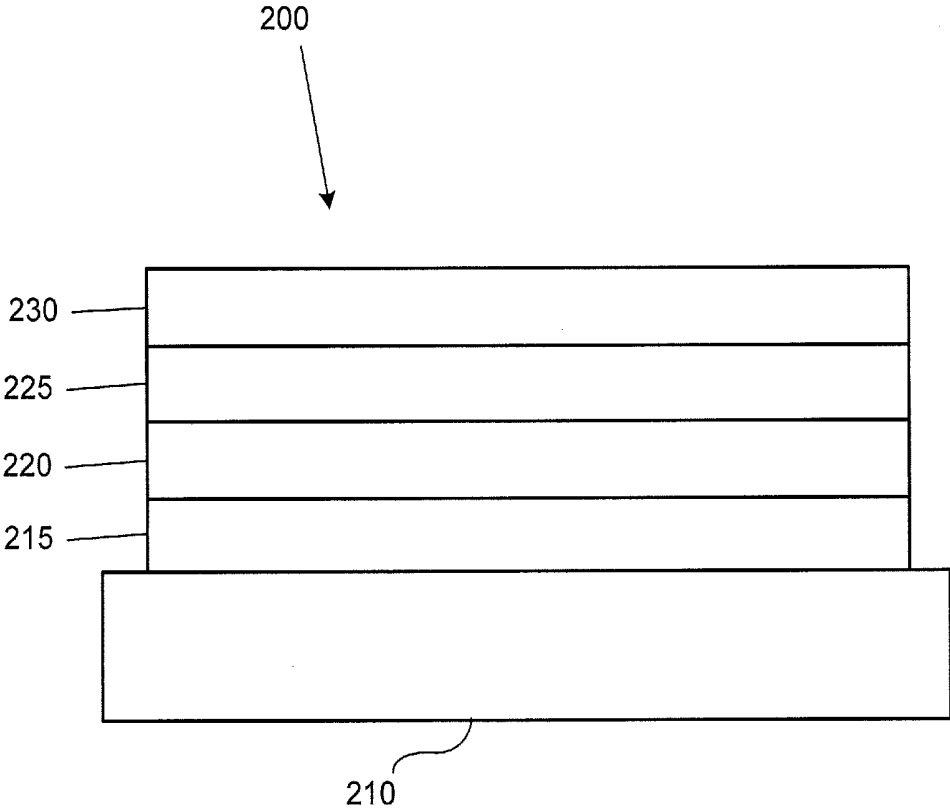
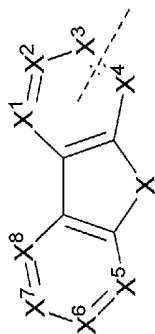
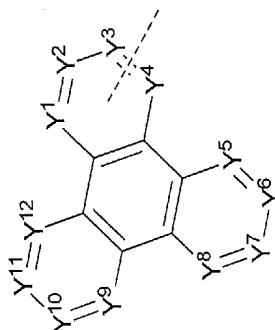


FIGURE 2

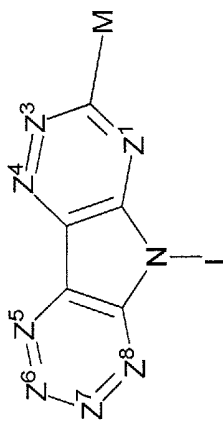
Formula I = A-L-B-M-D



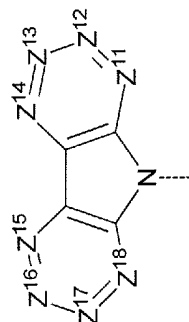
or



A



L-M-B



D

FIGURE 3

## METHOD OF MAKING ORGANIC ELECTROLUMINESCENT MATERIALS

### CROSS-REFERENCE TO RELATED APPLICATIONS

[0001] This application is a divisional application of U.S. patent application Ser. No. 13/033,287, filed Feb. 23, 2011, the entirety of which is incorporated herein by reference.

### PARTIES TO A JOINT RESEARCH AGREEMENT

[0002] The claimed invention was made by, on behalf of, and/or in connection with one or more of the following parties to a joint university corporation research agreement: Regents of the University of Michigan, Princeton University, University of Southern California, and Universal Display Corporation. The agreement was in effect on and before the date the claimed invention was made, and the claimed invention was made as a result of activities undertaken within the scope of the agreement.

### FIELD OF THE INVENTION

[0003] The present invention relates to organic light emitting devices (OLEDs). More specifically, the present invention is related to heterocyclic carbene metal complexes. These materials may be used in OLEDs to provide improved stability and color-tuning.

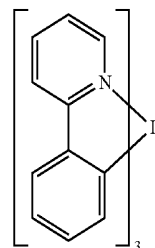
### BACKGROUND

[0004] Opto-electronic devices that make use of organic materials are becoming increasingly desirable for a number of reasons. Many of the materials used to make such devices are relatively inexpensive, so organic opto-electronic devices have the potential for cost advantages over inorganic devices. In addition, the inherent properties of organic materials, such as their flexibility, may make them well suited for particular applications such as fabrication on a flexible substrate. Examples of organic opto-electronic devices include organic light emitting devices (OLEDs), organic phototransistors, organic photovoltaic cells, and organic photodetectors. For OLEDs, the organic materials may have performance advantages over conventional materials. For example, the wavelength at which an organic emissive layer emits light may generally be readily tuned with appropriate dopants.

[0005] OLEDs make use of thin organic films that emit light when voltage is applied across the device. OLEDs are becoming an increasingly interesting technology for use in applications such as flat panel displays, illumination, and backlighting. Several OLED materials and configurations are described in U.S. Pat. Nos. 5,844,363, 6,303,238, and 5,707,745, which are incorporated herein by reference in their entirety.

[0006] One application for phosphorescent emissive molecules is a full color display. Industry standards for such a display call for pixels adapted to emit particular colors, referred to as "saturated" colors. In particular, these standards call for saturated red, green, and blue pixels. Color may be measured using CIE coordinates, which are well known to the art.

[0007] One example of a green emissive molecule is tris(2-phenylpyridine) iridium, denoted Ir(ppy)<sub>3</sub>, which has the structure:



[0008] In this, and later figures herein, we depict the dative bond from nitrogen to metal (here, Ir) as a straight line.

[0009] As used herein, the term "organic" includes polymeric materials as well as small molecule organic materials that may be used to fabricate organic opto-electronic devices. "Small molecule" refers to any organic material that is not a polymer, and "small molecules" may actually be quite large. Small molecules may include repeat units in some circumstances. For example, using a long chain alkyl group as a substituent does not remove a molecule from the "small molecule" class. Small molecules may also be incorporated into polymers, for example as a pendant group on a polymer backbone or as a part of the backbone. Small molecules may also serve as the core moiety of a dendrimer, which consists of a series of chemical shells built on the core moiety. The core moiety of a dendrimer may be a fluorescent or phosphorescent small molecule emitter. A dendrimer may be a "small molecule," and it is believed that all dendrimers currently used in the field of OLEDs are small molecules.

[0010] As used herein, "top" means furthest away from the substrate, while "bottom" means closest to the substrate. Where a first layer is described as "disposed over" a second layer, the first layer is disposed further away from substrate. There may be other layers between the first and second layer, unless it is specified that the first layer is "in contact with" the second layer. For example, a cathode may be described as "disposed over" an anode, even though there are various organic layers in between.

[0011] As used herein, "solution processible" means capable of being dissolved, dispersed, or transported in and/or deposited from a liquid medium, either in solution or suspension form.

[0012] A ligand may be referred to as "photoactive" when it is believed that the ligand directly contributes to the photoactive properties of an emissive material. A ligand may be referred to as "ancillary" when it is believed that the ligand does not contribute to the photoactive properties of an emissive material, although an ancillary ligand may alter the properties of a photoactive ligand.

[0013] As used herein, and as would be generally understood by one skilled in the art, a first "Highest Occupied Molecular Orbital" (HOMO) or "Lowest Unoccupied Molecular Orbital" (LUMO) energy level is "greater than" or "higher than" a second HOMO or LUMO energy level if the first energy level is closer to the vacuum energy level. Since ionization potentials (IP) are measured as a negative energy relative to a vacuum level, a higher HOMO energy level corresponds to an IP having a smaller absolute value (an IP that is less negative). Similarly, a higher LUMO energy level corresponds to an electron affinity (EA) having a smaller absolute value (an EA that is less negative). On a conventional energy level diagram, with the vacuum level at the top, the LUMO energy level of a material is higher than the HOMO

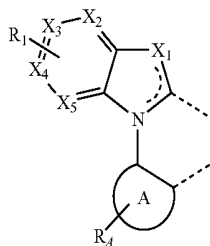
energy level of the same material. A “higher” HOMO or LUMO energy level appears closer to the top of such a diagram than a “lower” HOMO or LUMO energy level.

[0014] As used herein, and as would be generally understood by one skilled in the art, a first work function is “greater than” or “higher than” a second work function if the first work function has a higher absolute value. Because work functions are generally measured as negative numbers relative to vacuum level, this means that a “higher” work function is more negative. On a conventional energy level diagram, with the vacuum level at the top, a “higher” work function is illustrated as further away from the vacuum level in the downward direction. Thus, the definitions of HOMO and LUMO energy levels follow a different convention than work functions.

[0015] More details on OLEDs, and the definitions described above, can be found in U.S. Pat. No. 7,279,704, which is incorporated herein by reference in its entirety.

#### SUMMARY OF THE INVENTION

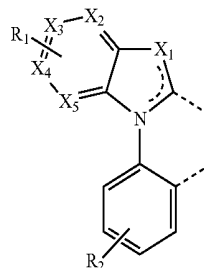
[0016] Heterocyclic carbene metal complexes are provided. The compounds comprise a ligand L having the structure:



Formula I

[0017] X<sub>1</sub> is S or O. X<sub>2</sub>, X<sub>3</sub>, X<sub>4</sub>, and X<sub>5</sub> are independently C or N. At least one of X<sub>2</sub>, X<sub>3</sub>, X<sub>4</sub>, and X<sub>5</sub> is N. R<sub>1</sub> may represent mono, di, tri or tetra substitutions. R<sub>1</sub> is independently selected from the group consisting of hydrogen, deuterium, halide, alkyl, cycloalkyl, heteroalkyl, arylalkyl, alkoxy, aryloxy, amino, silyl, alkenyl, cycloalkenyl, heteroalkenyl, alkynyl, aryl, heteroaryl, acyl, carbonyl, carboxylic acids, ester, nitrile, isonitrile, sulfanyl, sulfinyl, sulfonyl, phosphino, and combinations thereof. Two adjacent substituents of R<sub>1</sub> are optionally joined to form a fused ring. R<sub>A</sub> may represent mono, di, tri, or tetra substitutions. R<sub>A</sub> is independently selected from the group consisting of hydrogen, deuterium, halide, alkyl, cycloalkyl, heteroalkyl, arylalkyl, alkoxy, aryloxy, amino, silyl, alkenyl, cycloalkenyl, heteroalkenyl, alkynyl, aryl, heteroaryl, acyl, carbonyl, carboxylic acids, ester, nitrile, isonitrile, sulfanyl, sulfinyl, sulfonyl, phosphino, and combinations thereof. Two adjacent substituents of R<sub>A</sub> are optionally joined to form a fused ring. A is a 5-membered or 6-membered carbocyclic or heterocyclic ring. Preferably, A is benzene. The ligand L is coordinated to a transition metal M having an atomic number greater than 40. Preferably, the metal M is Ir or Os. More preferably, the metal M is Ir. Additionally, the metal M is preferably Os. The bidentate ligand L may be linked with other ligands to comprise a tridentate, tetradentate, pentadentate or hexadentate ligand.

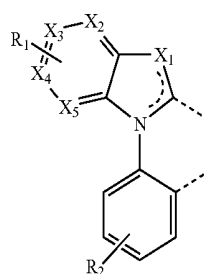
[0018] In one aspect, the ligand has the formula:



Formula II

[0019] At least one of X<sub>2</sub>, X<sub>3</sub>, X<sub>4</sub>, and X<sub>5</sub> is N. R<sub>2</sub> may represent mono, di, tri or tetra substitutions. R<sub>2</sub> is independently selected from the group consisting of hydrogen, deuterium, halide, alkyl, cycloalkyl, heteroalkyl, arylalkyl, alkoxy, aryloxy, amino, silyl, alkenyl, cycloalkenyl, heteroalkenyl, alkynyl, aryl, heteroaryl, acyl, carbonyl, carboxylic acids, ester, nitrile, isonitrile, sulfanyl, sulfinyl, sulfonyl, phosphino, and combinations thereof. Two adjacent substituents of R<sub>2</sub> are optionally joined to form a fused ring.

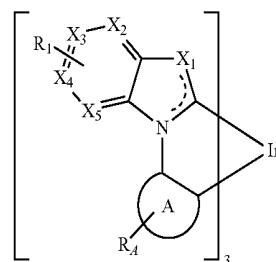
[0020] In another aspect, the ligand has the formula:



Formula II

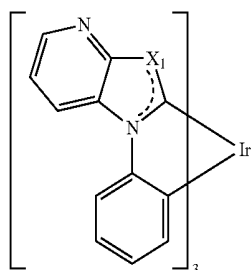
[0021] At least two of X<sub>2</sub>, X<sub>3</sub>, X<sub>4</sub>, and X<sub>5</sub> is N. R<sub>2</sub> may represent mono, di, tri or tetra substitutions. R<sub>2</sub> is independently selected from the group consisting of hydrogen, deuterium, halide, alkyl, cycloalkyl, heteroalkyl, arylalkyl, alkoxy, aryloxy, amino, silyl, alkenyl, cycloalkenyl, heteroalkenyl, alkynyl, aryl, heteroaryl, acyl, carbonyl, carboxylic acids, ester, nitrile, isonitrile, sulfanyl, sulfinyl, sulfonyl, phosphino, and combinations thereof. Two adjacent substituents of R<sub>2</sub> are optionally joined to form a fused ring.

[0022] In one aspect, the compound is heteroleptic. In another aspect, the compound is homoleptic. In yet another aspect, the compound has the formula:

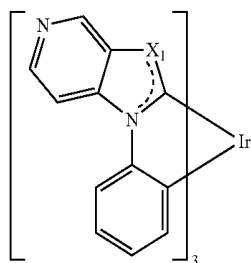


Formula III

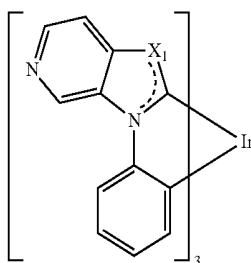
[0023] Specific examples of the heterocyclic carbene compounds are provided. In one aspect, the compound is selected from the group consisting of:



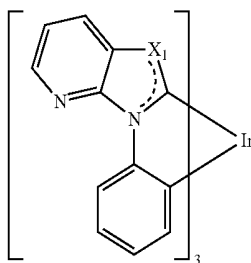
Compound 1G



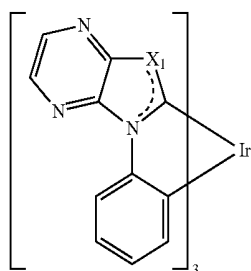
Compound 2G



Compound 3G

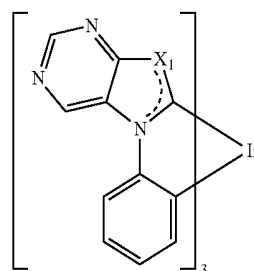


Compound 4G

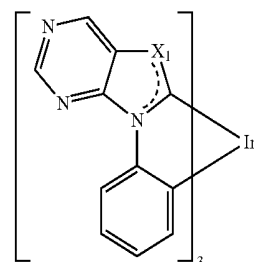


Compound 5G

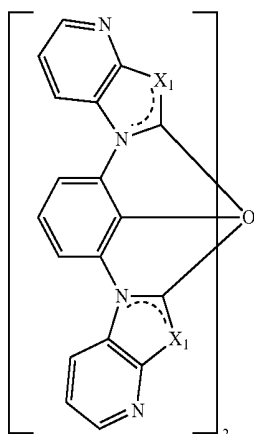
-continued



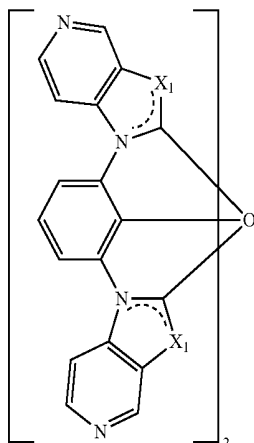
Compound 6G



Compound 7G

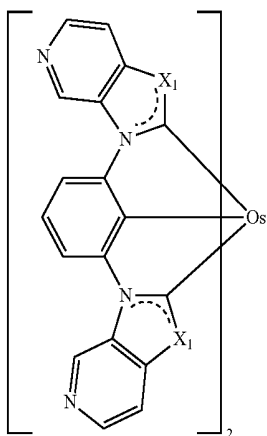


Compound 8G



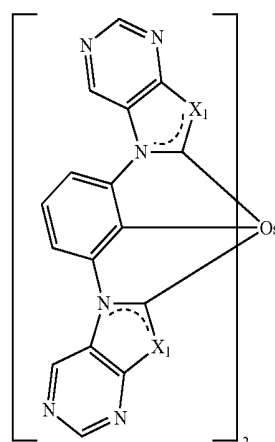
Compound 9G

-continued

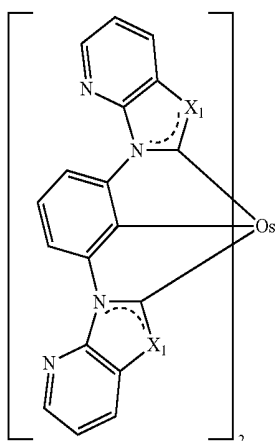


Compound 10G

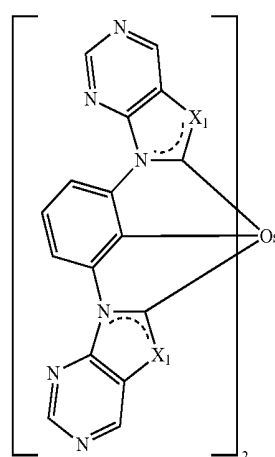
-continued



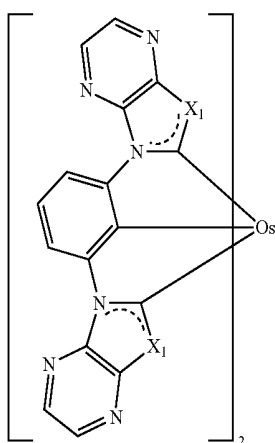
Compound 13G



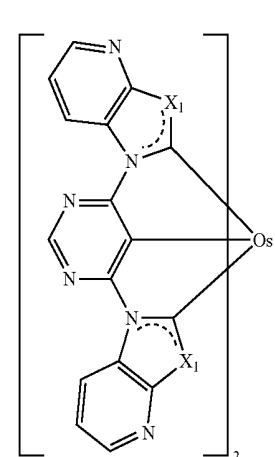
Compound 11G



Compound 14G

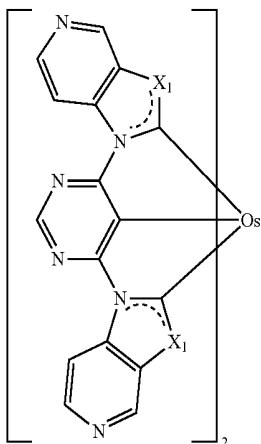


Compound 12G



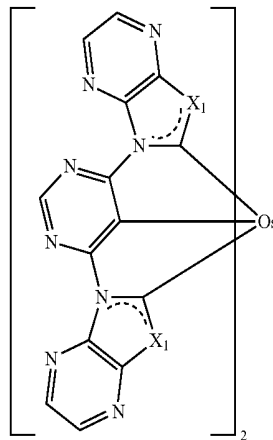
Compound 15G

-continued

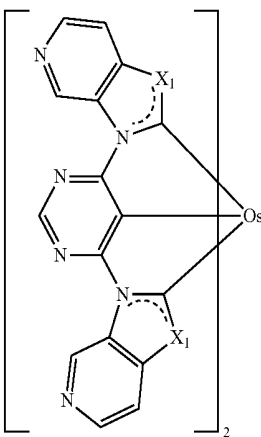


Compound 16G

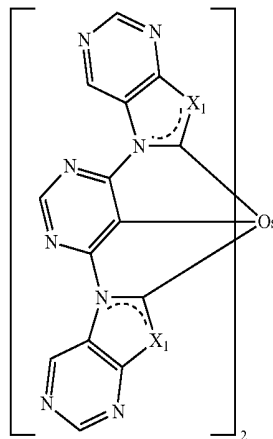
-continued



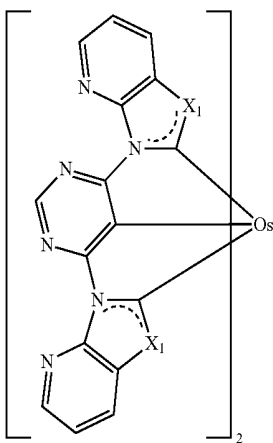
Compound 19G



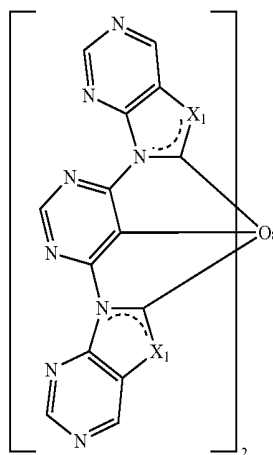
Compound 17G



Compound 20G

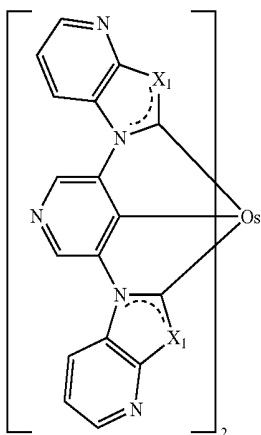


Compound 18G



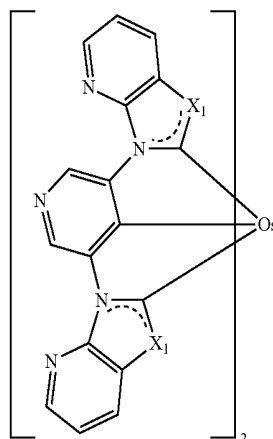
Compound 21G

-continued



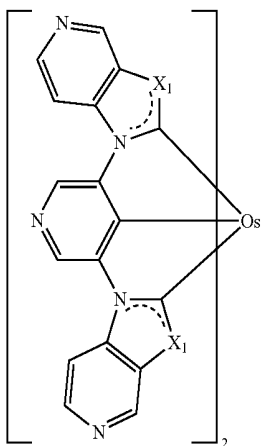
Compound 22G

-continued

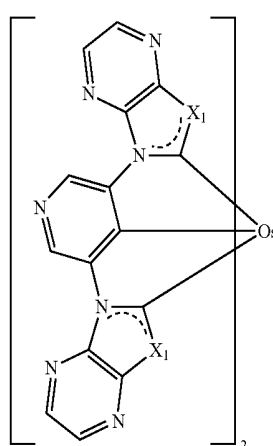


Compound 25G

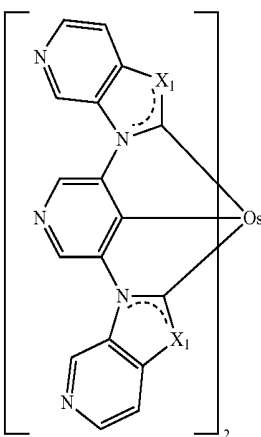
Compound 23G



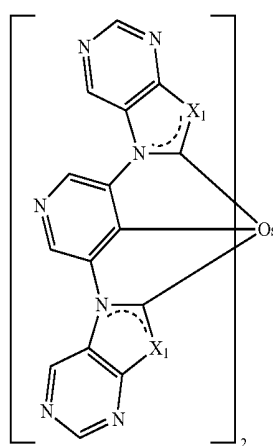
Compound 26G



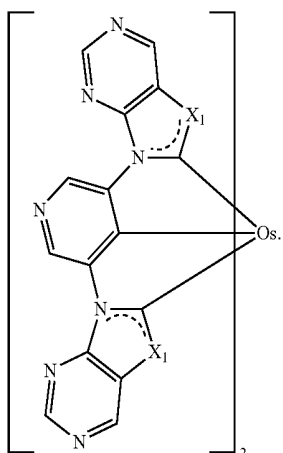
Compound 24G



Compound 27G

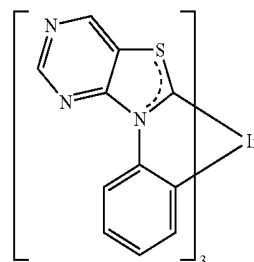


-continued



Compound 28G

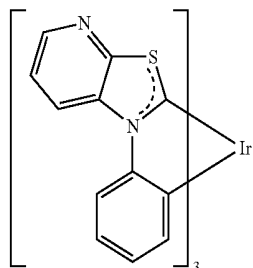
-continued



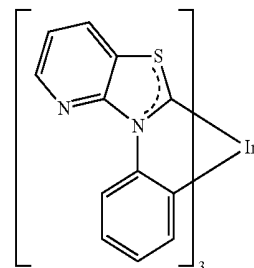
Compound 4

[0024] Each X<sub>1</sub> is independently S or O.

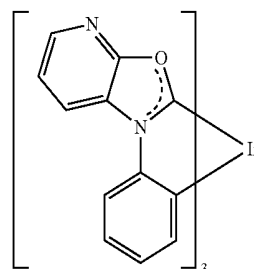
[0025] Additional specific examples of heterocyclic carbene compounds are provided. In one aspect, the compound is selected from the group consisting of:



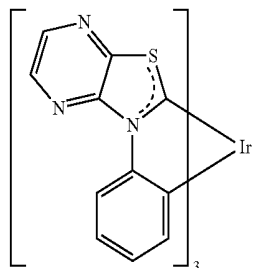
Compound 1



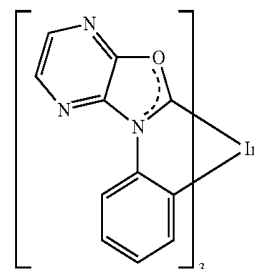
Compound 5



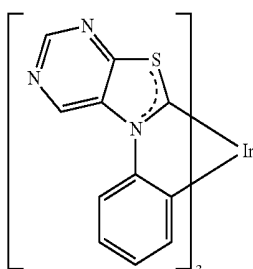
Compound 6



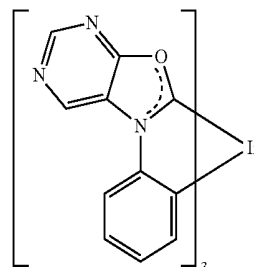
Compound 2



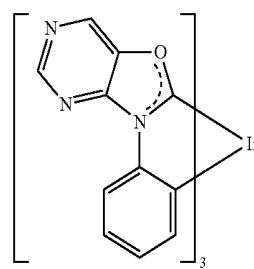
Compound 7



Compound 3

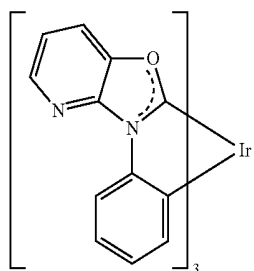


Compound 8



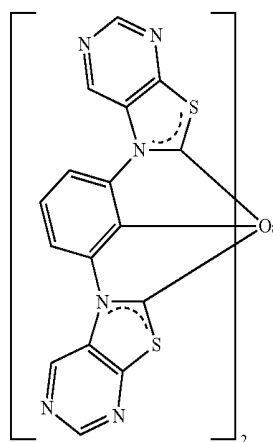
Compound 9

-continued

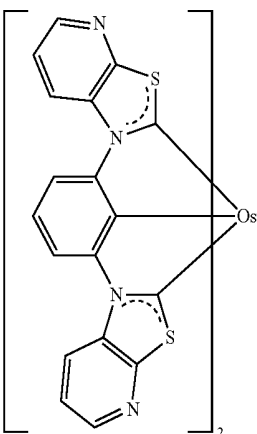


Compound 10

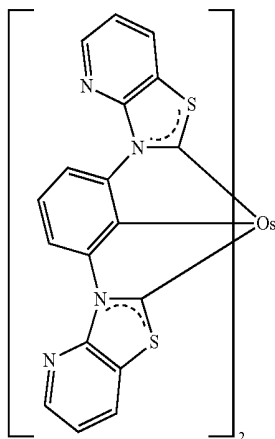
-continued



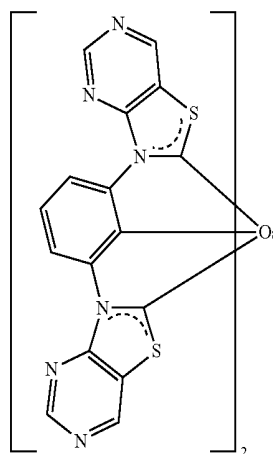
Compound 14



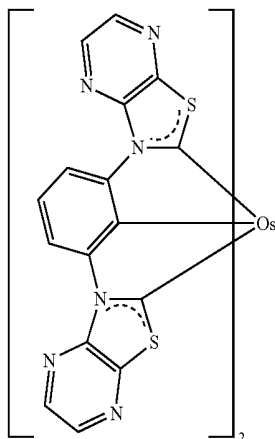
Compound 11



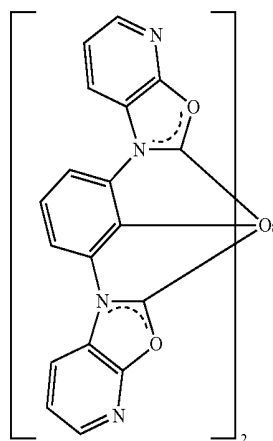
Compound 12



Compound 15

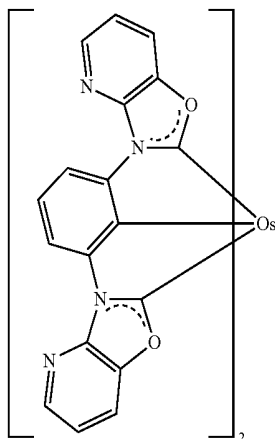


Compound 13



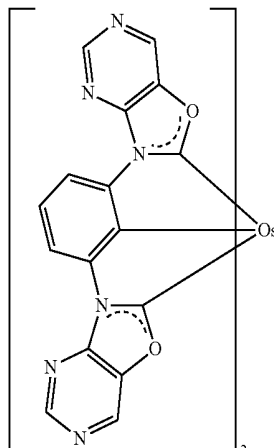
Compound 16

-continued



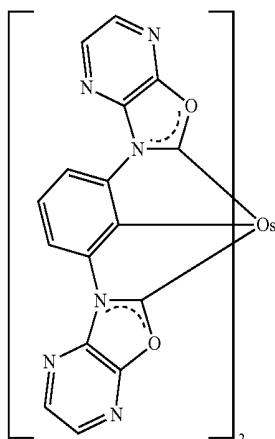
Compound 17

-continued

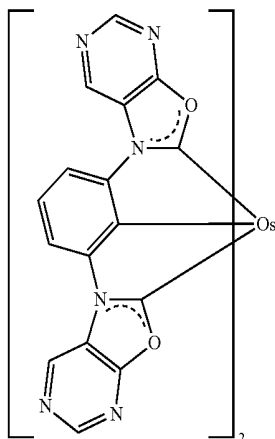


Compound 20

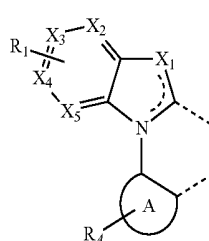
Compound 18



Compound 19



[0026] Additionally, a first device comprising an organic light emitting device is provided. The organic light emitting device further comprises an anode, a cathode, and an organic layer, disposed between the anode and the cathode. The organic layer comprises a compound comprising a ligand L having the structure:



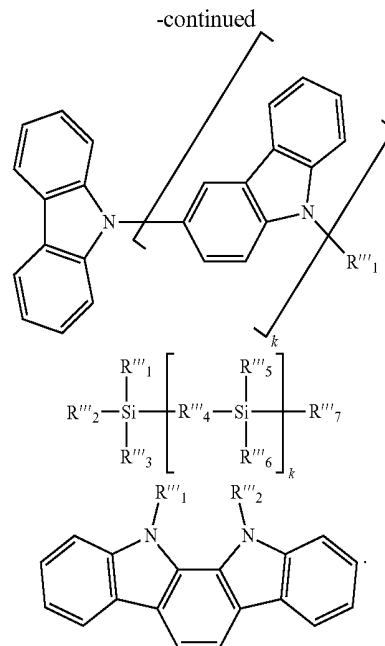
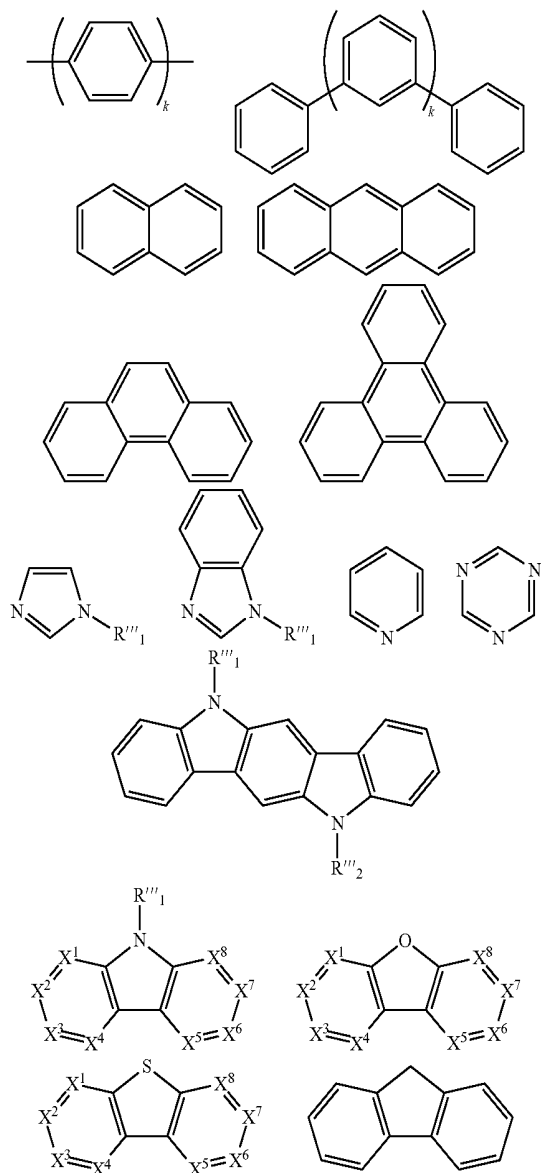
Formula I

[0027]  $X_1$  is S or O.  $X_2$ ,  $X_3$ ,  $X_4$ , and  $X_5$  are independently C or N. At least one of  $X_2$ ,  $X_3$ ,  $X_4$ , and  $X_5$  is N.  $R_1$  may represent mono, di, tri or tetra substitutions.  $R_1$  is independently selected from the group consisting of hydrogen, deuterium, halide, alkyl, cycloalkyl, heteroalkyl, arylalkyl, alkoxy, aryloxy, amino, silyl, alkenyl, cycloalkenyl, heteroalkenyl, alkenyl, aryl, heteroaryl, acyl, carbonyl, carboxylic acids, ester, nitrile, isonitrile, sulfanyl, sulfinyl, sulfonyl, phosphino, and combinations thereof. Two adjacent substituents of  $R_1$  are optionally joined to form a fused ring.  $R_A$  may represent mono, di, tri, or tetra substitutions.  $R_A$  is independently selected from the group consisting of hydrogen, deuterium, halide, alkyl, cycloalkyl, heteroalkyl, arylalkyl, alkoxy, aryloxy, amino, silyl, alkenyl, cycloalkenyl, heteroalkenyl, alkenyl, aryl, heteroaryl, acyl, carbonyl, carboxylic acids, ester, nitrile, isonitrile, sulfanyl, sulfinyl, sulfonyl, phosphino, and combinations thereof. Two adjacent substituents of  $R_A$  are optionally joined to form a fused ring. A is a 5-membered or 6-membered carbocyclic or heterocyclic ring. Preferably, A is benzene. The ligand L is coordinated to a transition metal M having an atomic number greater than 40. Preferably, the metal M is Ir or Os. More preferably, the metal M is Os. More preferably, the metal M is Ir. The bidentate ligand may be linked with other ligands to comprise a tridentate, tetradentate, pentadentate or hexadentate ligand.

**[0028]** The various specific aspects discussed above for compounds having Formula I are also applicable to a compound having Formula I when used in the first device. In particular, the various specific aspects of  $X_1, X_2, X_3, X_4, X_5, R_1, R_A,$  and  $A$  of the compound having Formula I, as discussed above, are also applicable to the compound having Formula I that is used in the first device.

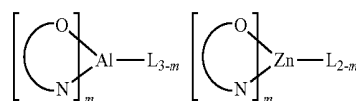
**[0029]** Specific examples of compounds that may be used in the device are provided. In one aspect, the compound is selected from the group consisting of Compound 1G-Compound 28G. Each  $X_1$  is independently S or O. In another aspect, the compound is selected from the group consisting of Compound 1-Compound 20.

**[0030]** In one aspect, the organic layer is an emissive layer and the compound is an emissive dopant. In another aspect, the organic layer further comprises a host. Preferably, the host is a compound that comprises at least one of the chemical groups selected from the group consisting of:



**[0031]** Each of  $R'''_1, R'''_2, R'''_3, R'''_4, R'''_5, R'''_6$  and  $R'''_7$  are independently selected from the group consisting of hydrogen, deuterium, halide, alkyl, cycloalkyl, heteroalkyl, arylalkyl, alkoxy, aryloxy, amino, silyl, alkenyl, cycloalkenyl, heteroalkenyl, alkynyl, aryl, heteroaryl, acyl, carbonyl, carboxylic acids, ester, nitrile, isonitrile, sulfanyl, sulfinyl, sulfonyl, phosphino, and combinations thereof. Two adjacent substituents of  $R'''_1, R'''_2, R'''_3, R'''_4, R'''_5, R'''_6$  and  $R'''_7$  are optionally joined to form a fused ring.  $k$  is an integer from 0 to 20. Each of  $X^1, X^2, X^3, X^4, X^5, X^6, X^7$  and  $X^8$  are independently selected from the group consisting of CH and N.

**[0032]** In another aspect, the host is a metal complex. In yet another aspect, the metal complex is selected from the group consisting of:



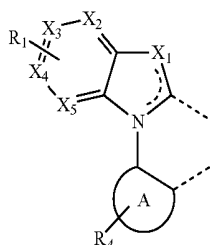
**[0033]** (O—N) is a bidentate ligand having metal coordinated to atoms O and N. L is an ancillary ligand.  $m$  is an integer value from 1 to the maximum number of ligands that may be attached to the metal.

**[0034]** In one aspect, the first device is a consumer product. In another aspect, the first device is an organic light emitting device.

**[0035]** A process for making a carbene metal complex is also provided. The process comprises reacting the copper dichloride carbene dimer with a metal precursor to yield the carbene metal complex. In one aspect, the process further comprises reacting a carbene salt with copper-t-butoxide to yield a copper dichloride carbene dimer, prior to reacting the copper dichloride carbene dimer with the metal precursor.

**[0036]** In one aspect, the metal is Ir, Os, Ru or Pt. In another aspect, the metal precursor is selected from the group consisting of  $[\text{IrCl}(\text{COD})]_2, \text{OsCl}_2(\text{DMSO})_4, \text{RuCl}_2(\text{DMSO})_4,$  and  $\text{PtCl}_2(\text{SEt}_2)_2.$

[0037] In one aspect, the carbene metal complex has the formula:



Formula I

[0038]  $X_1$  is  $NR_B$ , S or O. In one aspect,  $X_1$  is  $NR_B$ . In another aspect,  $X_1$  is S. In yet another aspect,  $X_1$  is O.  $X_2$ ,  $X_3$ ,  $X_4$ , and  $X_5$  are independently C or N.  $R_1$  may represent mono, di, tri or tetra substitutions.  $R_1$  is independently selected from the group consisting of hydrogen, deuterium, halide, alkyl, cycloalkyl, heteroalkyl, arylalkyl, alkoxy, aryloxy, amino, silyl, alkenyl, cycloalkenyl, heteroalkenyl, alkynyl, aryl, heteroaryl, acyl, carbonyl, carboxylic acids, ester, nitrile, isonitrile, sulfanyl, sulfinyl, sulfonyl, phosphino, and combinations thereof. Two adjacent substituents of  $R_1$  are optionally joined to form a fused ring.  $R_A$  may represent mono, di, tri, or tetra substitutions.  $R_A$  is independently selected from the group consisting of hydrogen, deuterium, halide, alkyl, cycloalkyl, heteroalkyl, arylalkyl, alkoxy, aryloxy, amino, silyl, alkenyl, cycloalkenyl, heteroalkenyl, alkynyl, aryl, heteroaryl, acyl, carbonyl, carboxylic acids, ester, nitrile, isonitrile, sulfanyl, sulfinyl, sulfonyl, phosphino, and combinations thereof. Two adjacent substituents of  $R_A$  are optionally joined to form a fused ring. A is a 5-membered or 6-membered carbocyclic or heterocyclic ring.  $R_B$  is selected from the group consisting of hydrogen, deuterium, halide, alkyl, cycloalkyl, heteroalkyl, arylalkyl, alkoxy, aryloxy, amino, silyl, alkenyl, cycloalkenyl, heteroalkenyl, alkynyl, aryl, heteroaryl, acyl, carbonyl, carboxylic acids, ester, nitrile, isonitrile, sulfanyl, sulfinyl, sulfonyl, phosphino, and combinations thereof. The ligand L is coordinated to a transition metal M having an atomic number greater than 40. The bidentate ligand may be linked with other ligands to comprise a tridentate, tetradentate, pentadentate or hexadentate ligand.

[0039] In one aspect, the carbene metal complex is heteroleptic. In another aspect, the carbene metal complex is homoleptic. Preferably, the carbene metal complex is tris configuration.

#### BRIEF DESCRIPTION OF THE DRAWINGS

[0040] FIG. 1 shows an organic light emitting device.

[0041] FIG. 2 shows an inverted organic light emitting device that does not have a separate electron transport layer.

[0042] FIG. 3 shows a heterocyclic carbene metal complex.

#### DETAILED DESCRIPTION

[0043] Generally, an OLED comprises at least one organic layer disposed between and electrically connected to an anode and a cathode. When a current is applied, the anode injects holes and the cathode injects electrons into the organic layer(s). The injected holes and electrons each migrate toward the oppositely charged electrode. When an electron and hole localize on the same molecule, an "exciton," which is a local-

ized electron-hole pair having an excited energy state, is formed. Light is emitted when the exciton relaxes via a photoemissive mechanism. In some cases, the exciton may be localized on an excimer or an exciplex. Non-radiative mechanisms, such as thermal relaxation, may also occur, but are generally considered undesirable.

[0044] The initial OLEDs used emissive molecules that emitted light from their singlet states ("fluorescence") as disclosed, for example, in U.S. Pat. No. 4,769,292, which is incorporated by reference in its entirety. Fluorescent emission generally occurs in a time frame of less than 10 nanoseconds.

[0045] More recently, OLEDs having emissive materials that emit light from triplet states ("phosphorescence") have been demonstrated. Baldo et al., "Highly Efficient Phosphorescent Emission from Organic Electroluminescent Devices," *Nature*, vol. 395, 151-154, 1998; ("Baldo-I") and Baldo et al., "Very high-efficiency green organic light-emitting devices based on electrophosphorescence," *Appl. Phys. Lett.*, vol. 75, No. 3, 4-6 (1999) ("Baldo-II"), which are incorporated by reference in their entireties. Phosphorescence is described in more detail in U.S. Pat. No. 7,279,704 at cols. 5-6, which are incorporated by reference.

[0046] FIG. 1 shows an organic light emitting device 100. The figures are not necessarily drawn to scale. Device 100 may include a substrate 110, an anode 115, a hole injection layer 120, a hole transport layer 125, an electron blocking layer 130, an emissive layer 135, a hole blocking layer 140, an electron transport layer 145, an electron injection layer 150, a protective layer 155, and a cathode 160. Cathode 160 is a compound cathode having a first conductive layer 162 and a second conductive layer 164. Device 100 may be fabricated by depositing the layers described, in order. The properties and functions of these various layers, as well as example materials, are described in more detail in U.S. Pat. No. 7,279,704 at cols. 6-10, which are incorporated by reference.

[0047] More examples for each of these layers are available. For example, a flexible and transparent substrate-anode combination is disclosed in U.S. Pat. No. 5,844,363, which is incorporated by reference in its entirety. An example of a p-doped hole transport layer is m-MTDATA doped with F.sub.4-TCNQ at a molar ratio of 50:1, as disclosed in U.S. Patent Application Publication No. 2003/0230980, which is incorporated by reference in its entirety. Examples of emissive and host materials are disclosed in U.S. Pat. No. 6,303,238 to Thompson et al., which is incorporated by reference in its entirety. An example of an n-doped electron transport layer is BPhen doped with Li at a molar ratio of 1:1, as disclosed in U.S. Patent Application Publication No. 2003/0230980, which is incorporated by reference in its entirety. U.S. Pat. Nos. 5,703,436 and 5,707,745, which are incorporated by reference in their entireties, disclose examples of cathodes including compound cathodes having a thin layer of metal such as Mg:Ag with an overlying transparent, electrically-conductive, sputter-deposited ITO layer. The theory and use of blocking layers is described in more detail in U.S. Pat. No. 6,097,147 and U.S. Patent Application Publication No. 2003/0230980, which are incorporated by reference in their entireties. Examples of injection layers are provided in U.S. Patent Application Publication No. 2004/0174116, which is incorporated by reference in its entirety. A description of protective layers may be found in U.S. Patent Application Publication No. 2004/0174116, which is incorporated by reference in its entirety.

**[0048]** FIG. 2 shows an inverted OLED 200. The device includes a substrate 210, a cathode 215, an emissive layer 220, a hole transport layer 225, and an anode 230. Device 200 may be fabricated by depositing the layers described, in order. Because the most common OLED configuration has a cathode disposed over the anode, and device 200 has cathode 215 disposed under anode 230, device 200 may be referred to as an "inverted" OLED. Materials similar to those described with respect to device 100 may be used in the corresponding layers of device 200. FIG. 2 provides one example of how some layers may be omitted from the structure of device 100.

**[0049]** The simple layered structure illustrated in FIGS. 1 and 2 is provided by way of non-limiting example, and it is understood that embodiments of the invention may be used in connection with a wide variety of other structures. The specific materials and structures described are exemplary in nature, and other materials and structures may be used. Functional OLEDs may be achieved by combining the various layers described in different ways, or layers may be omitted entirely, based on design, performance, and cost factors. Other layers not specifically described may also be included. Materials other than those specifically described may be used. Although many of the examples provided herein describe various layers as comprising a single material, it is understood that combinations of materials, such as a mixture of host and dopant, or more generally a mixture, may be used. Also, the layers may have various sublayers. The names given to the various layers herein are not intended to be strictly limiting. For example, in device 200, hole transport layer 225 transports holes and injects holes into emissive layer 220, and may be described as a hole transport layer or a hole injection layer. In one embodiment, an OLED may be described as having an "organic layer" disposed between a cathode and an anode. This organic layer may comprise a single layer, or may further comprise multiple layers of different organic materials as described, for example, with respect to FIGS. 1 and 2.

**[0050]** Structures and materials not specifically described may also be used, such as OLEDs comprised of polymeric materials (PLEDs) such as disclosed in U.S. Pat. No. 5,247,190 to Friend et al., which is incorporated by reference in its entirety. By way of further example, OLEDs having a single organic layer may be used. OLEDs may be stacked, for example as described in U.S. Pat. No. 5,707,745 to Forrest et al, which is incorporated by reference in its entirety. The OLED structure may deviate from the simple layered structure illustrated in FIGS. 1 and 2. For example, the substrate may include an angled reflective surface to improve out-coupling, such as a mesa structure as described in U.S. Pat. No. 6,091,195 to Forrest et al., and/or a pit structure as described in U.S. Pat. No. 5,834,893 to Bulovic et al., which are incorporated by reference in their entireties.

**[0051]** Unless otherwise specified, any of the layers of the various embodiments may be deposited by any suitable method. For the organic layers, preferred methods include thermal evaporation, ink-jet, such as described in U.S. Pat. Nos. 6,013,982 and 6,087,196, which are incorporated by reference in their entireties, organic vapor phase deposition (OVPD), such as described in U.S. Pat. No. 6,337,102 to Forrest et al., which is incorporated by reference in its entirety, and deposition by organic vapor jet printing (OVJP), such as described in U.S. patent application Ser. No. 10/233,470, which is incorporated by reference in its entirety. Other suitable deposition methods include spin coating and other solution based processes. Solution based processes are pref-

erably carried out in nitrogen or an inert atmosphere. For the other layers, preferred methods include thermal evaporation. Preferred patterning methods include deposition through a mask, cold welding such as described in U.S. Pat. Nos. 6,294,398 and 6,468,819, which are incorporated by reference in their entireties, and patterning associated with some of the deposition methods such as ink jet and OVJD. Other methods may also be used. The materials to be deposited may be modified to make them compatible with a particular deposition method. For example, substituents such as alkyl and aryl groups, branched or unbranched, and preferably containing at least 3 carbons, may be used in small molecules to enhance their ability to undergo solution processing. Substituents having 20 carbons or more may be used, and 3-20 carbons is a preferred range. Materials with asymmetric structures may have better solution processibility than those having symmetric structures, because asymmetric materials may have a lower tendency to recrystallize. Dendrimer substituents may be used to enhance the ability of small molecules to undergo solution processing.

**[0052]** Devices fabricated in accordance with embodiments of the invention may be incorporated into a wide variety of consumer products, including flat panel displays, computer monitors, televisions, billboards, lights for interior or exterior illumination and/or signaling, heads up displays, fully transparent displays, flexible displays, laser printers, telephones, cell phones, personal digital assistants (PDAs), laptop computers, digital cameras, camcorders, viewfinders, micro-displays, vehicles, a large area wall, theater or stadium screen, or a sign. Various control mechanisms may be used to control devices fabricated in accordance with the present invention, including passive matrix and active matrix. Many of the devices are intended for use in a temperature range comfortable to humans, such as 18 degrees C. to 30 degrees C., and more preferably at room temperature (20-25 degrees C.).

**[0053]** The materials and structures described herein may have applications in devices other than OLEDs. For example, other optoelectronic devices such as organic solar cells and organic photodetectors may employ the materials and structures. More generally, organic devices, such as organic transistors, may employ the materials and structures.

**[0054]** The terms halo, halogen, alkyl, cycloalkyl, alkenyl, alkynyl, arylkyl, heterocyclic group, aryl, aromatic group, and heteroaryl are known to the art, and are defined in U.S. Pat. No. 7,279,704 at cols. 31-32, which are incorporated herein by reference.

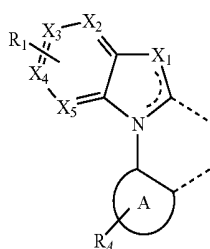
**[0055]** Carbene iridium complexes are new class of phosphorescent dopant materials, which can provide various colors when used as emissive dopants in an OLED device. An overwhelming majority of N heterocyclic carbenes (NHC) ligands are derived from the imidazole (C<sub>3</sub>H<sub>4</sub>N<sub>2</sub>) framework. As research in NHC carbene metal complexes in OLEDs continues to advance at a vigorous pace, there is a strong need to develop other heterocyclic systems that can be adapted to the demands of different OLED materials. In particular, compounds in which one of the N atoms in an imidazole is replaced with an O atom to form an oxazole or with an S atom to form a thioazole are provided herein (as illustrated in FIG. 3). Additionally, a novel methodology to synthesize heterocyclic carbene metal complexes is provided. These compounds may lead to unique device properties in OLEDs, including improved stability and improved color-tuning.

**[0056]** There are many beneficial features of the heterocyclic carbene metal complexes provided herein, including a reducible carbene moiety, i.e., reversible reduction, short excited state lifetime and a novel ligation method. First, imidazole-based carbene metal complexes generally do not have reversible reduction by CV measurement. In general, imidazole-based carbenes have a high LUMO that is difficult to reduce. This can lead to extremely high LUMO and electron instability. The oxazole and thiazole heterocyclic-based carbene metal complexes provided herein have reversible reduction and a shallow LUMO. Without being bound by theory, it is believed that the reversible reduction may improve the electron stability of these compounds when used as a dopant. By using the oxazole and thiazole heterocyclic carbenes configuration, the carbene moiety may become more reducible. With a N-containing aromatic ring fused into this heterocyclic carbene ring, the LUMO level may be further reduced. In other words, it may be easier to lower the LUMO of oxazole and thiazole heterocyclic carbenes compared to imidazole-based carbenes, which may allow for better device stability.

**[0057]** Second, iridium carbene complexes generally have a long excited state lifetime due to poor MLCT mixing. The oxazole and thiazole heterocyclic carbene metal complexes provided herein, however, may have shorter excited state lifetimes. Fusion of a N-containing aromatic ring to this heterocyclic carbene ring is not expected to alter the shortened excited state lifetime demonstrated by these compounds.

**[0058]** Third, the traditional ligation method via  $Ag_2O$  fails for these heterocyclic based carbene metal complexes. These heterocyclic carbenes are more difficult to attach to metals than their corresponding imidazole carbene counterparts. Therefore, a new ligation method via copper carbene complexes has been developed. The free carbene stability for N, S-based carbenes is worse than conventional imidazole-based carbenes due to the lack of steric protection. Without being bound by theory, it is believed that the conventional transmetalation via  $Ag_2O$  was not successful for the oxazole and thiazole heterocyclic carbenes because the oxazole and thiazole free carbene is less stable than imidazole carbene due to less steric protection for the carbene center in the oxazole and thiazole carbenes. The novel method developed for synthesis of these heterocyclic carbene complexes includes reacting a carbene precursor salt with copper-t-butoxide to yield a copper dichloride carbene dimer, which is then transmetalated to a metal precursor to yield heterocyclic carbene metal complexes. In particular, the method may be used to make tris heterocyclic carbene metal complexes.

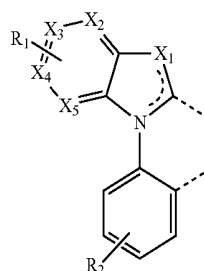
**[0059]** Heterocyclic carbene metal complexes are provided. The compounds comprise a ligand L having the structure:



Formula I

**[0060]**  $X_1$  is S or O.  $X_2, X_3, X_4,$  and  $X_5$  are independently C or N. At least one of  $X_2, X_3, X_4,$  and  $X_5$  is N.  $R_1$  may represent mono, di, tri or tetra substitutions.  $R_1$  is independently selected from the group consisting of hydrogen, deuterium, halide, alkyl, cycloalkyl, heteroalkyl, arylalkyl, alkoxy, aryloxy, amino, silyl, alkenyl, cycloalkenyl, heteroalkenyl, alkynyl, aryl, heteroaryl, acyl, carbonyl, carboxylic acids, ester, nitrile, isonitrile, sulfanyl, sulfinyl, sulfonyl, phosphino, and combinations thereof. Two adjacent substituents of  $R_1$  are optionally joined to form a fused ring.  $R_4$  may represent mono, di, tri, or tetra substitutions.  $R_4$  is independently selected from the group consisting of hydrogen, deuterium, halide, alkyl, cycloalkyl, heteroalkyl, arylalkyl, alkoxy, aryloxy, amino, silyl, alkenyl, cycloalkenyl, heteroalkenyl, alkynyl, aryl, heteroaryl, acyl, carbonyl, carboxylic acids, ester, nitrile, isonitrile, sulfanyl, sulfinyl, sulfonyl, phosphino, and combinations thereof. Two adjacent substituents of  $R_4$  are optionally joined to form a fused ring. A is a 5-membered or 6-membered carbocyclic or heterocyclic ring. Preferably, A is benzene. The ligand L is coordinated to a transition metal M having an atomic number greater than 40. Preferably, the metal M is Ir or Os. More preferably, the metal M is Ir. Additionally, the metal M is preferably Os. The bidentate ligand L may be linked with other ligands to comprise a tridentate, tetradentate, pentadentate or hexadentate ligand.

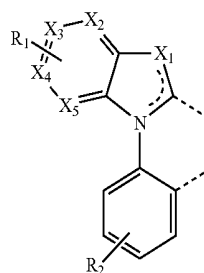
**[0061]** In one aspect, the ligand has the formula:



Formula II

**[0062]** At least one of  $X_2, X_3, X_4,$  and  $X_5$  is N.  $R_2$  may represent mono, di, tri or tetra substitutions.  $R_2$  is independently selected from the group consisting of hydrogen, deuterium, halide, alkyl, cycloalkyl, heteroalkyl, arylalkyl, alkoxy, aryloxy, amino, silyl, alkenyl, cycloalkenyl, heteroalkenyl, alkynyl, aryl, heteroaryl, acyl, carbonyl, carboxylic acids, ester, nitrile, isonitrile, sulfanyl, sulfinyl, sulfonyl, phosphino, and combinations thereof. Two adjacent substituents of  $R_2$  are optionally joined to form a fused ring.

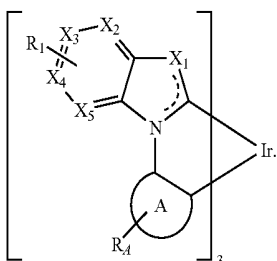
**[0063]** In another aspect, the ligand has the formula:



Formula II

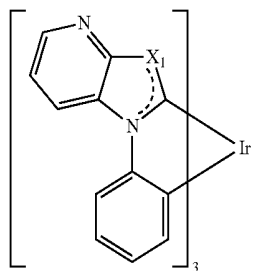
[0064] At least two of  $X_2$ ,  $X_3$ ,  $X_4$ , and  $X_5$  is N.  $R_2$  may represent mono, di, tri or tetra substitutions.  $R_2$  is independently selected from the group consisting of hydrogen, deuterium, halide, alkyl, cycloalkyl, heteroalkyl, arylalkyl, alkoxy, aryloxy, amino, silyl, alkenyl, cycloalkenyl, heteroalkenyl, alkynyl, aryl, heteroaryl, acyl, carbonyl, carboxylic acids, ester, nitrile, isonitrile, sulfanyl, sulfinyl, sulfonyl, phosphino, and combinations thereof. Two adjacent substituents of  $R_2$  are optionally joined to form a fused ring.

[0065] In one aspect, the compound is heteroleptic. In another aspect, the compound is homoleptic. In yet another aspect, the compound has the formula:

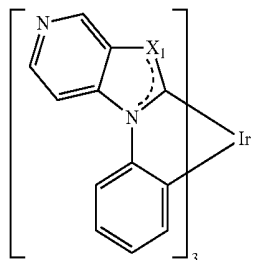


Formula III

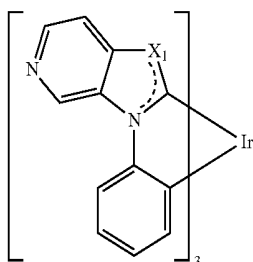
[0066] Specific examples of the heterocyclic carbene compounds are provided. In one aspect, the compound is selected from the group consisting of:



Compound 1G

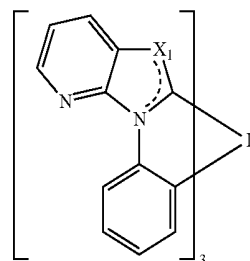


Compound 2G

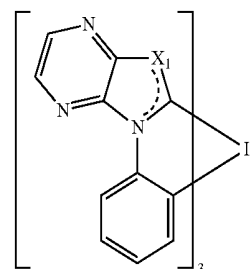


Compound 3G

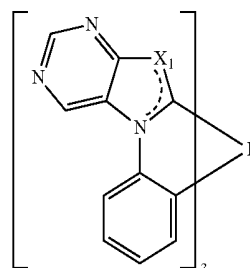
-continued



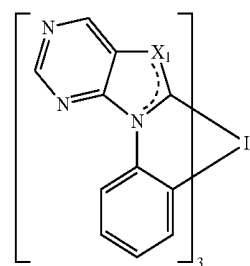
Compound 4G



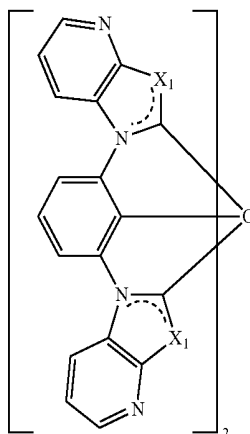
Compound 5G



Compound 6G

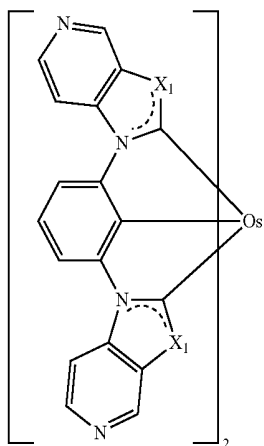


Compound 7G



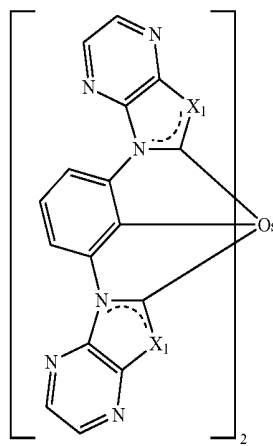
Compound 8G

-continued

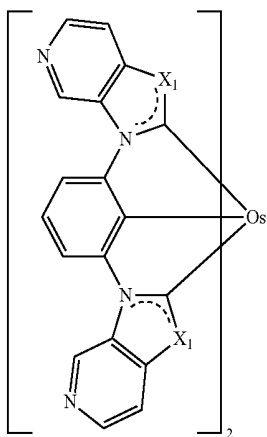


Compound 9G

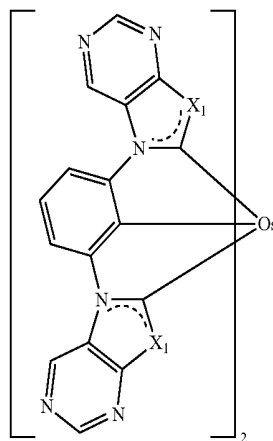
-continued



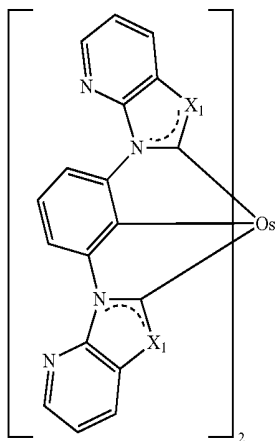
Compound 12G



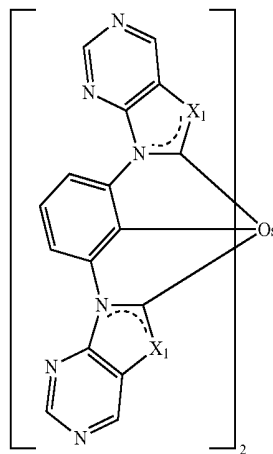
Compound 10G



Compound 13G

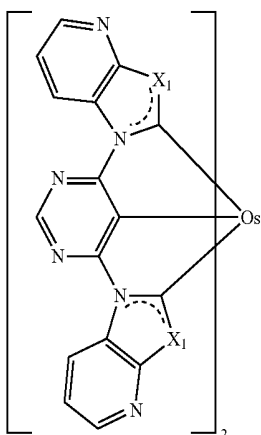


Compound 11G



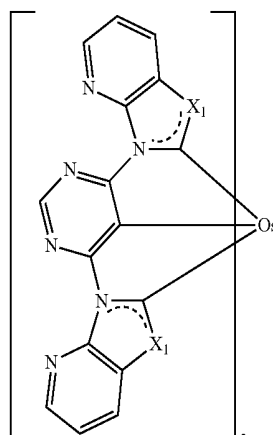
Compound 14G

-continued

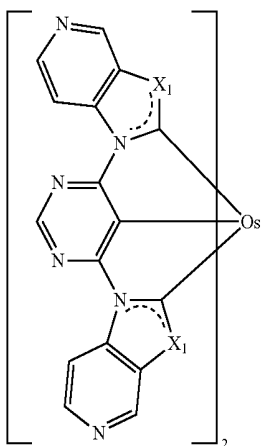


Compound 15G

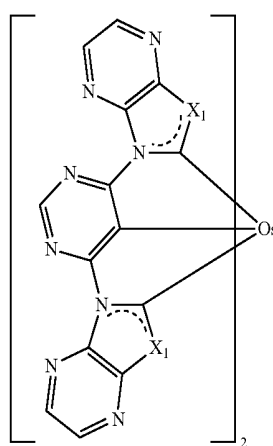
-continued



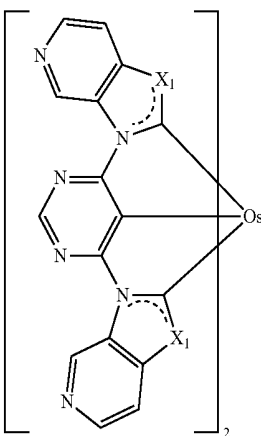
Compound 18G



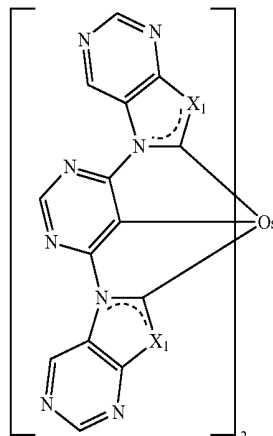
Compound 16G



Compound 19G

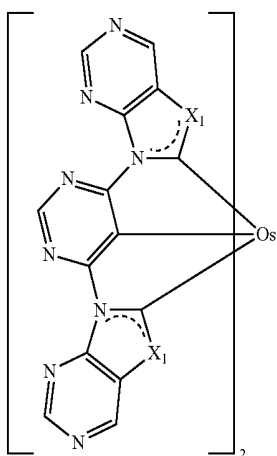


Compound 17G



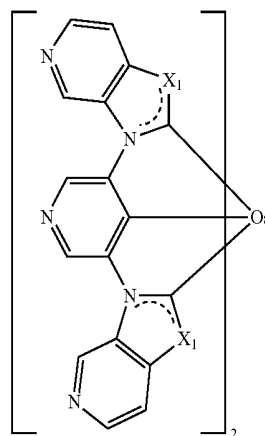
Compound 20G

-continued

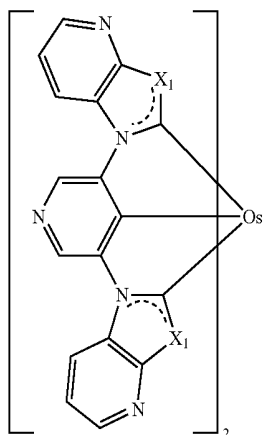


Compound 21G

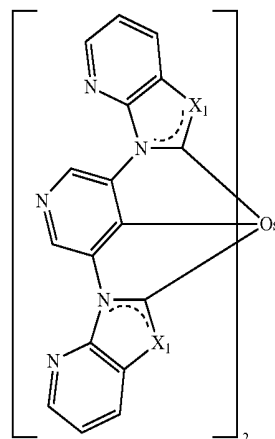
-continued



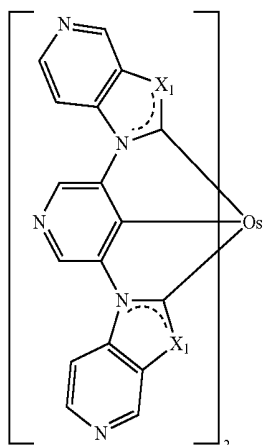
Compound 24G



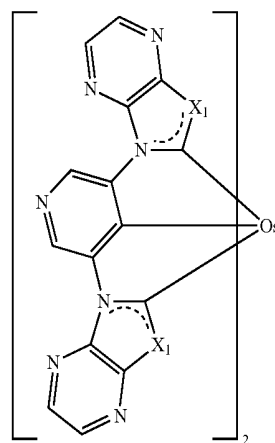
Compound 22G



Compound 25G

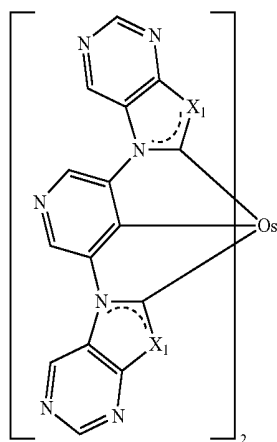


Compound 23G

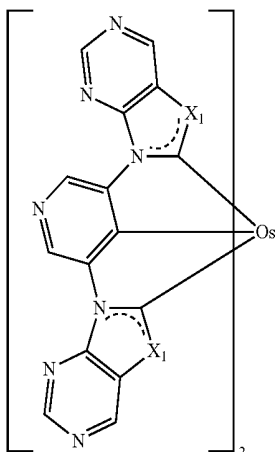


Compound 26G

-continued



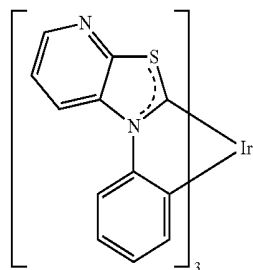
Compound 27G



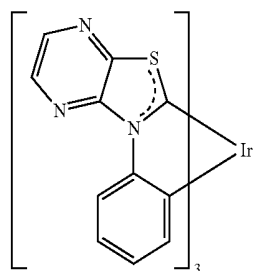
Compound 28G

[0067] Each  $X_1$  is independently S or O.

[0068] Additional specific examples of heterocyclic carbene compounds are provided. In one aspect, the compound is selected from the group consisting of:

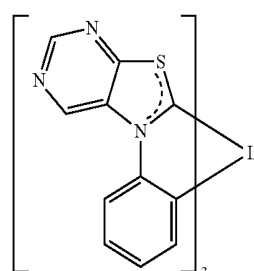


Compound 1

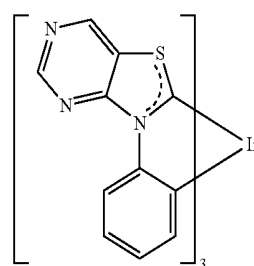


Compound 2

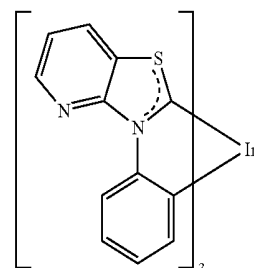
-continued



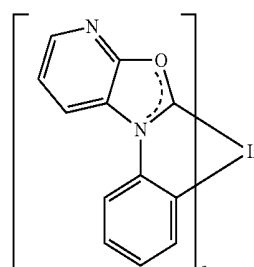
Compound 3



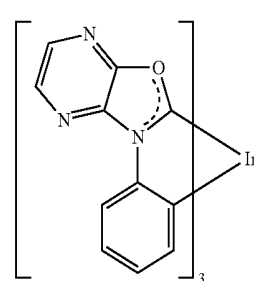
Compound 4



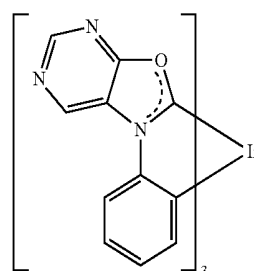
Compound 5



Compound 6

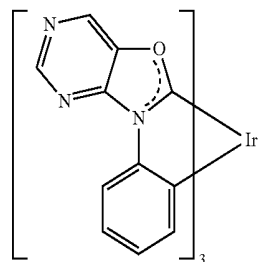


Compound 7

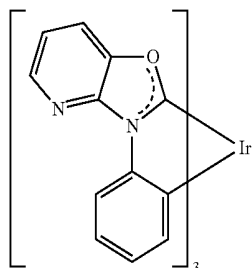


Compound 8

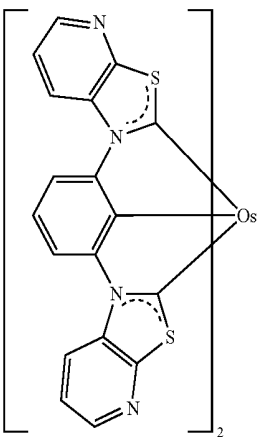
-continued



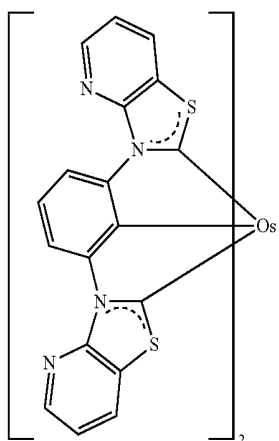
Compound 9



Compound 10

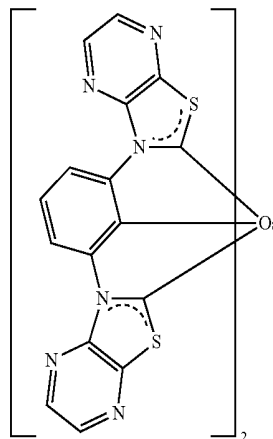


Compound 11

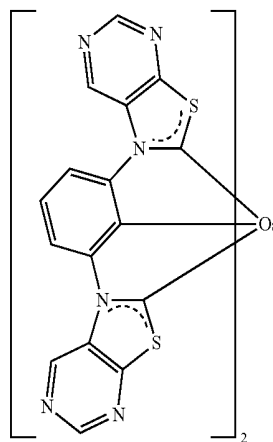


Compound 12

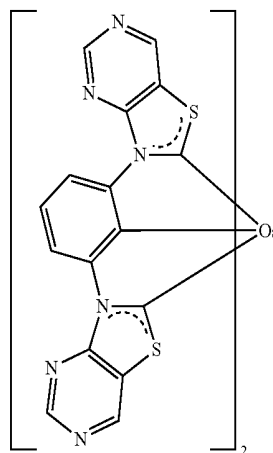
-continued



Compound 13

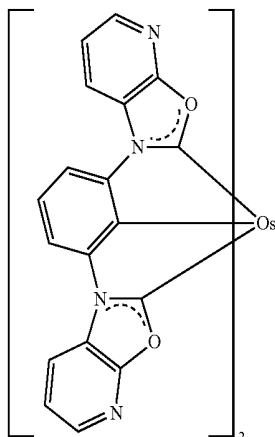


Compound 14



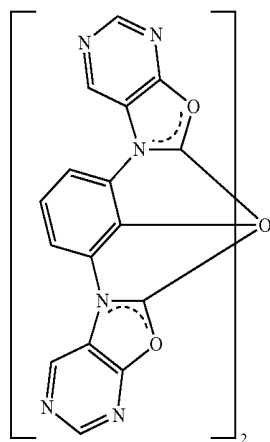
Compound 15

-continued

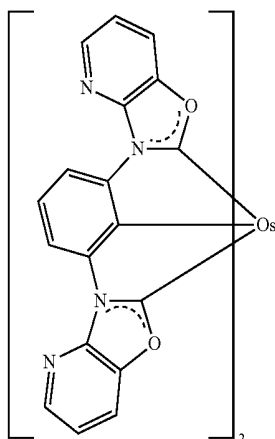


Compound 16

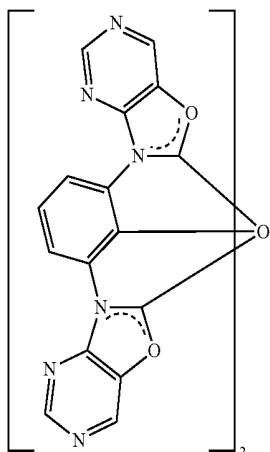
-continued



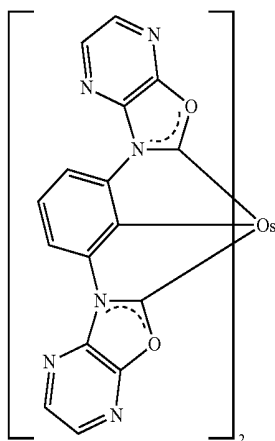
Compound 19



Compound 17

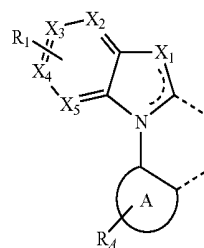


Compound 20



Compound 18

[0069] Additionally, a first device comprising an organic light emitting device is provided. The organic light emitting device further comprises an anode, a cathode, and an organic layer, disposed between the anode and the cathode. The organic layer comprises a compound comprising a ligand L having the structure:

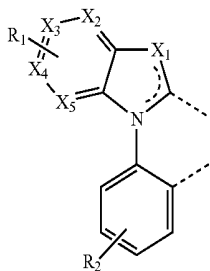


Formula I

[0070] X<sub>1</sub> is S or O. X<sub>2</sub>, X<sub>3</sub>, X<sub>4</sub>, and X<sub>5</sub> are independently C or N. At least one of X<sub>2</sub>, X<sub>3</sub>, X<sub>4</sub>, and X<sub>5</sub> is N. R<sub>1</sub> may represent mono, di, tri or tetra substitutions. R<sub>1</sub> is independently selected from the group consisting of hydrogen, deuterium, halide, alkyl, cycloalkyl, heteroalkyl, arylalkyl, alkoxy, aryloxy, amino, silyl, alkenyl, cycloalkenyl, heteroalkenyl, alkenyl, aryl, heteroaryl, acyl, carbonyl, carboxylic acids, ester, nitrile, isonitrile, sulfonyl, sulfinyl, sulfonyl, phosphino, and combinations thereof. Two adjacent substituents of R<sub>1</sub> are

optionally joined to form a fused ring.  $R_A$  may represent mono, di, tri, or tetra substitutions.  $R_A$  is independently selected from the group consisting of hydrogen, deuterium, halide, alkyl, cycloalkyl, heteroalkyl, arylalkyl, alkoxy, aryloxy, amino, silyl, alkenyl, cycloalkenyl, heteroalkenyl, alkynyl, aryl, heteroaryl, acyl, carbonyl, carboxylic acids, ester, nitrile, isonitrile, sulfanyl, sulfinyl, sulfonyl, phosphino, and combinations thereof. Two adjacent substituents of  $R_A$  are optionally joined to form a fused ring. A is a 5-membered or 6-membered carbocyclic or heterocyclic ring. Preferably, A is benzene. The ligand L is coordinated to a transition metal M having an atomic number greater than 40. Preferably, the metal M is Ir or Os. More preferably, the metal M is Os. More preferably, the metal M is Ir. The bidentate ligand may be linked with other ligands to comprise a tridentate, tetradentate, pentadentate or hexadentate ligand.

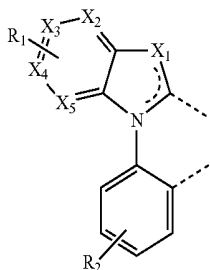
[0071] In one aspect, the ligand has the formula:



Formula II

[0072] At least one of  $X_2$ ,  $X_3$ ,  $X_4$ , and  $X_5$  is N.  $R_2$  may represent mono, di, tri or tetra substitutions.  $R_2$  is independently selected from the group consisting of hydrogen, deuterium, halide, alkyl, cycloalkyl, heteroalkyl, arylalkyl, alkoxy, aryloxy, amino, silyl, alkenyl, cycloalkenyl, heteroalkenyl, alkynyl, aryl, heteroaryl, acyl, carbonyl, carboxylic acids, ester, nitrile, isonitrile, sulfanyl, sulfinyl, sulfonyl, phosphino, and combinations thereof. Two adjacent substituents of  $R_2$  are optionally joined to form a fused ring.

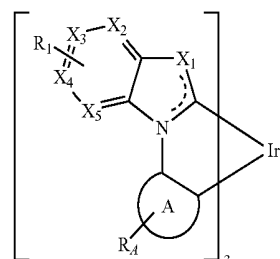
[0073] In another aspect, the ligand has the formula:



Formula II

[0074] At least two of  $X_2$ ,  $X_3$ ,  $X_4$ , and  $X_5$  is N.  $R_2$  may represent mono, di, tri or tetra substitutions.  $R_2$  is independently selected from the group consisting of hydrogen, deuterium, halide, alkyl, cycloalkyl, heteroalkyl, arylalkyl, alkoxy, aryloxy, amino, silyl, alkenyl, cycloalkenyl, heteroalkenyl, alkynyl, aryl, heteroaryl, acyl, carbonyl, carboxylic acids, ester, nitrile, isonitrile, sulfanyl, sulfinyl, sulfonyl, phosphino, and combinations thereof. Two adjacent substituents of  $R_2$  are optionally joined to form a fused ring.

[0075] In one aspect, the compound is heteroleptic. In another aspect, the compound is homoleptic. In yet another aspect, the homoleptic compound has the formula:

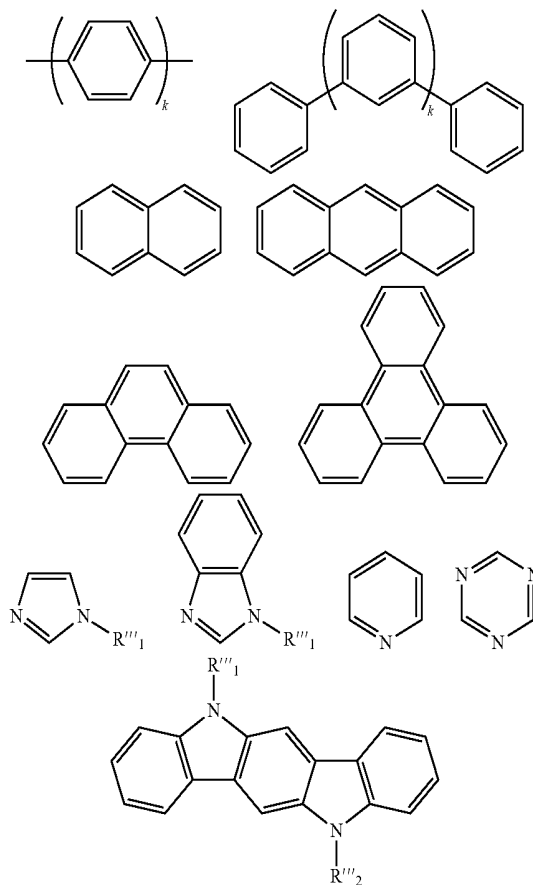


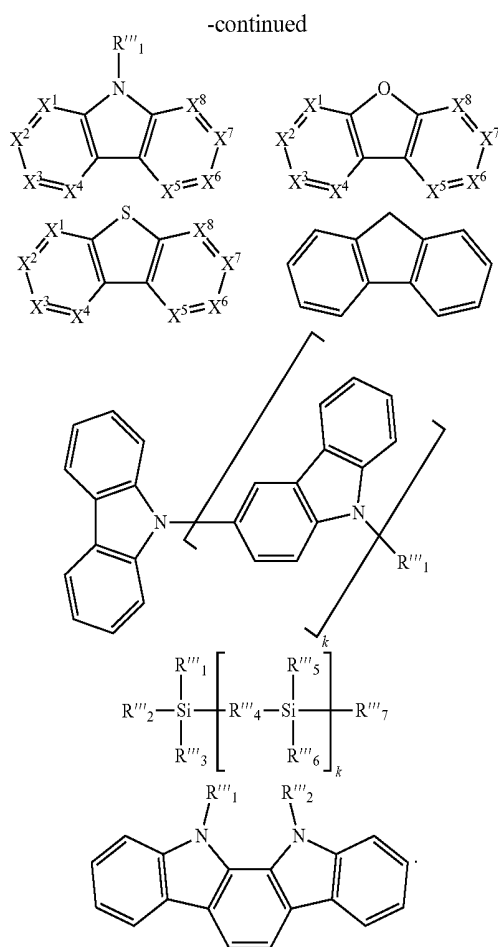
Formula III

[0076] Specific examples of compounds that may be used in the device are provided. In one aspect, the compound is selected from the group consisting of Compound 1G-Compound 28G. Each  $X_1$  is independently S or O.

[0077] In another aspect, the compound is selected from the group consisting of Compound 1-Compound 20.

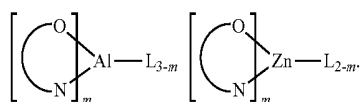
[0078] In one aspect, the organic layer is an emissive layer and the compound is an emissive dopant. In another aspect, the organic layer further comprises a host. Preferably, the host is a compound that comprises at least one of the chemical groups selected from the group consisting of:





**[0079]** Each of R<sup>'''1</sup>, R<sup>'''2</sup>, R<sup>'''3</sup>, R<sup>'''4</sup>, R<sup>'''5</sup>, R<sup>'''6</sup> and R<sup>'''7</sup> are independently selected from the group consisting of hydrogen, deuterium, alkyl, alkoxy, amino, alkenyl, alkynyl, arylalkyl, heteroalkyl, aryl and heteroaryl. k is an integer from 0 to 20. Each of X<sup>1</sup>, X<sup>2</sup>, X<sup>3</sup>, X<sup>4</sup>, X<sup>5</sup>, X<sup>6</sup>, X<sup>7</sup> and X<sup>8</sup> are independently selected from the group consisting of CH and N.

**[0080]** In another aspect, the host is a metal complex. In yet another aspect, the metal complex is selected from the group consisting of:



**[0081]** (O—N) is a bidentate ligand having metal coordinated to atoms O and N. L is an ancillary ligand. m is an integer value from 1 to the maximum number of ligands that may be attached to the metal.

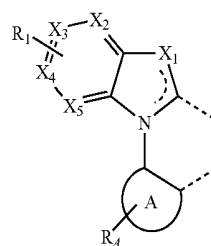
**[0082]** In one aspect, the first device is a consumer product. In another aspect, the first device is an organic light emitting device.

**[0083]** A process for making a carbene metal complex is also provided. The process comprises reacting the copper dichloride carbene dimer with a metal precursor to yield the carbene metal complex. In one aspect, the process further comprises reacting a carbene salt with copper-t-butoxide to

yield a copper dichloride carbene dimer, prior to reacting the copper dichloride carbene dimer with the metal precursor.

**[0084]** In one aspect, the metal is Ir, Os, Ru or Pt. In another aspect, the metal precursor is selected from the group consisting of [IrCl(COD)]<sub>2</sub>, OsCl<sub>2</sub>(DMSO)<sub>4</sub>, RuCl<sub>2</sub>(DMSO)<sub>4</sub>, and PtCl<sub>2</sub>(SEt<sub>2</sub>)<sub>2</sub>.

**[0085]** In one aspect, the carbene metal complex has the formula:



**[0086]** X<sub>1</sub> is NR<sub>B</sub>, S or O. In one aspect, X<sub>1</sub> is NR<sub>B</sub>. In another aspect, X<sub>1</sub> is S. In yet another aspect, X<sub>1</sub> is O. X<sub>2</sub>, X<sub>3</sub>, X<sub>4</sub>, and X<sub>5</sub> are independently C or N. R<sub>1</sub> may represent mono, di, tri or tetra substitutions. R<sub>1</sub> is independently selected from the group consisting of hydrogen, deuterium, halide, alkyl, cycloalkyl, heteroalkyl, arylalkyl, alkoxy, aryloxy, amino, silyl, alkenyl, cycloalkenyl, heteroalkenyl, alkynyl, aryl, heteroaryl, acyl, carbonyl, carboxylic acids, ester, nitrile, isonitrile, sulfanyl, sulfinyl, sulfonyl, phosphino, and combinations thereof. Two adjacent substituents of R<sub>1</sub> are optionally joined to form a fused ring. R<sub>A</sub> may represent mono, di, tri, or tetra substitutions. R<sub>A</sub> is independently selected from the group consisting of hydrogen, deuterium, halide, alkyl, cycloalkyl, heteroalkyl, arylalkyl, alkoxy, aryloxy, amino, silyl, alkenyl, cycloalkenyl, heteroalkenyl, alkynyl, aryl, heteroaryl, acyl, carbonyl, carboxylic acids, ester, nitrile, isonitrile, sulfanyl, sulfinyl, sulfonyl, phosphino, and combinations thereof. Two adjacent substituents of R<sub>A</sub> are optionally joined to form a fused ring. A is a 5-membered or 6-membered carbocyclic or heterocyclic ring. R<sub>B</sub> is selected from the group consisting of hydrogen, deuterium, halide, alkyl, cycloalkyl, heteroalkyl, arylalkyl, alkoxy, aryloxy, amino, silyl, alkenyl, cycloalkenyl, heteroalkenyl, alkynyl, aryl, heteroaryl, acyl, carbonyl, carboxylic acids, ester, nitrile, isonitrile, sulfanyl, sulfinyl, sulfonyl, phosphino, and combinations thereof. The ligand L is coordinated to a transition metal M having an atomic number greater than 40. The bidentate ligand may be linked with other ligands to comprise a tridentate, tetradentate, pentadentate or hexadentate ligand.

**[0087]** In one aspect, the carbene metal complex is heteroleptic. In another aspect, the carbene metal complex is homoleptic. Preferably, the carbene metal complex is tris.

Combination with Other Materials

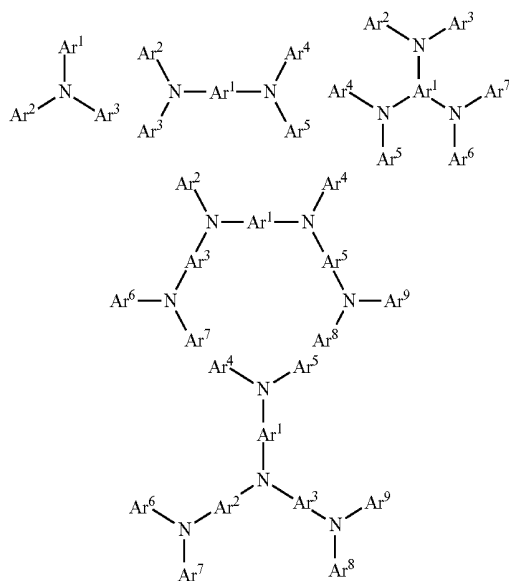
**[0088]** The materials described herein as useful for a particular layer in an organic light emitting device may be used in combination with a wide variety of other materials present in the device. For example, emissive dopants disclosed herein may be used in conjunction with a wide variety of hosts, transport layers, blocking layers, injection layers, electrodes and other layers that may be present. The materials described or referred to below are non-limiting examples of materials that may be useful in combination with the compounds dis-

closed herein, and one of skill in the art can readily consult the literature to identify other materials that may be useful in combination.

HIL/HTL:

**[0089]** A hole injecting/transporting material to be used in the present invention is not particularly limited, and any compound may be used as long as the compound is typically used as a hole injecting/transporting material. Examples of the material include, but not limit to: a phthalocyanine or porphyrin derivative; an aromatic amine derivative; an indolocarbazole derivative; a polymer containing fluorohydrocarbon; a polymer with conductivity dopants; a conducting polymer, such as PEDOT/PSS; a self-assembly monomer derived from compounds such as phosphonic acid and silane derivatives; a metal oxide derivative, such as  $\text{MoO}_x$ ; a p-type semiconducting organic compound, such as 1,4,5,8,9,12-Hexaazatriphenylenehexacarbonitrile; a metal complex, and a cross-linkable compounds.

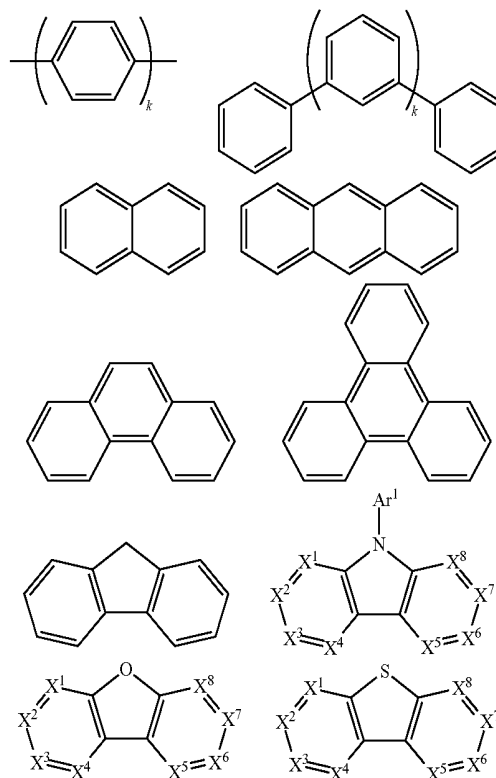
**[0090]** Examples of aromatic amine derivatives used in HIL or HTL include, but not limit to the following general structures:



**[0091]** Each of  $\text{Ar}^1$  to  $\text{Ar}^9$  is selected from the group consisting aromatic hydrocarbon cyclic compounds such as benzene, biphenyl, triphenyl, triphenylene, naphthalene, anthracene, phenalene, phenanthrene, fluorene, pyrene, chrysene, perylene, azulene; group consisting aromatic heterocyclic compounds such as dibenzothiophene, dibenzofuran, dibenzoselenophene, furan, thiophene, benzofuran, benzothiophene, benzoselenophene, carbazole, indolocarbazole, pyridylindole, pyrrolodipyridine, pyrazole, imidazole, triazole, oxazole, thiazole, oxadiazole, oxatriazole, dioxazole, thiadiazole, pyridine, pyridazine, pyrimidine, pyrazine, triazine, oxazine, oxathiazine, oxadiazine, indole, benzimidazole, indazole, indoxazine, benzoxazole, benzisoxazole, benzothiazole, quinoline, isoquinoline, cinnoline, quinazoline, quinoxaline, naphthyridine, phthalazine, pteridine, xanthene, acridine, phenazine, phenothiazine, phenoxazine, benzofuro-pyridine, furodipyridine, benzothienopyridine, thienodipyridine, benzoselenophenopyridine, and selenophenodipyri-

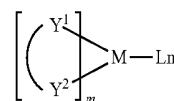
dine; and group consisting 2 to 10 cyclic structural units which are groups of the same type or different types selected from the aromatic hydrocarbon cyclic group and the aromatic heterocyclic group and are bonded to each other directly or via at least one of oxygen atom, nitrogen atom, sulfur atom, silicon atom, phosphorus atom, boron atom, chain structural unit and the aliphatic cyclic group. Wherein each Ar is further substituted by a substituent selected from the group consisting of hydrogen, deuterium, halide, alkyl, cycloalkyl, heteroalkyl, arylalkyl, alkoxy, aryloxy, amino, silyl, alkenyl, cycloalkenyl, heteroalkenyl, alkynyl, aryl, heteroaryl, acyl, carbonyl, carboxylic acids, ester, nitrile, isonitrile, sulfanyl, sulfinyl, sulfonyl, phosphino, and combinations thereof. Two adjacent substituents are optionally joined to form a fused ring.

**[0092]** In one aspect,  $\text{Ar}^1$  to  $\text{Ar}^9$  is independently selected from the group consisting of:



**[0093]**  $k$  is an integer from 1 to 20;  $\text{X}^1$  to  $\text{X}^8$  is CH or N;  $\text{Ar}^1$  has the same group defined above.

**[0094]** Examples of metal complexes used in HIL or HTL include, but not limit to the following general formula:



**[0095]** M is a metal, having an atomic weight greater than 40; ( $\text{Y}^1$ - $\text{Y}^2$ ) is a bidentate ligand,  $\text{Y}^1$  and  $\text{Y}^2$  are independently selected from C, N, O, P, and S; L is an ancillary ligand;  $m$  is an integer value from 1 to the maximum number of ligands

that may be attached to the metal; and  $m+n$  is the maximum number of ligands that may be attached to the metal.

[0096] In one aspect,  $(Y^1-Y^2)$  is a 2-phenylpyridine derivative.

[0097] In another aspect,  $(Y^1-Y^2)$  is a carbene ligand.

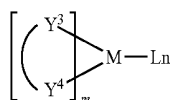
[0098] In another aspect, M is selected from Ir, Pt, Os, and Zn.

[0099] In a further aspect, the metal complex has a smallest oxidation potential in solution vs.  $Fc^+/Fc$  couple less than about 0.6 V.

Host:

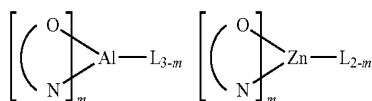
[0100] The light emitting layer of the organic EL device of the present invention preferably contains at least a metal complex as light emitting material, and may contain a host material using the metal complex as a dopant material. Examples of the host material are not particularly limited, and any metal complexes or organic compounds may be used as long as the triplet energy of the host is larger than that of the dopant.

[0101] Examples of metal complexes used as host are preferred to have the following general formula:



[0102] M is a metal;  $(Y^3-Y^4)$  is a bidentate ligand,  $Y^3$  and  $Y^4$  are independently selected from C, N, O, P, and S; L is an ancillary ligand; m is an integer value from 1 to the maximum number of ligands that may be attached to the metal; and  $m+n$  is the maximum number of ligands that may be attached to the metal.

[0103] In one aspect, the metal complexes are:



[0104]  $(O-N)$  is a bidentate ligand, having metal coordinated to atoms O and N.

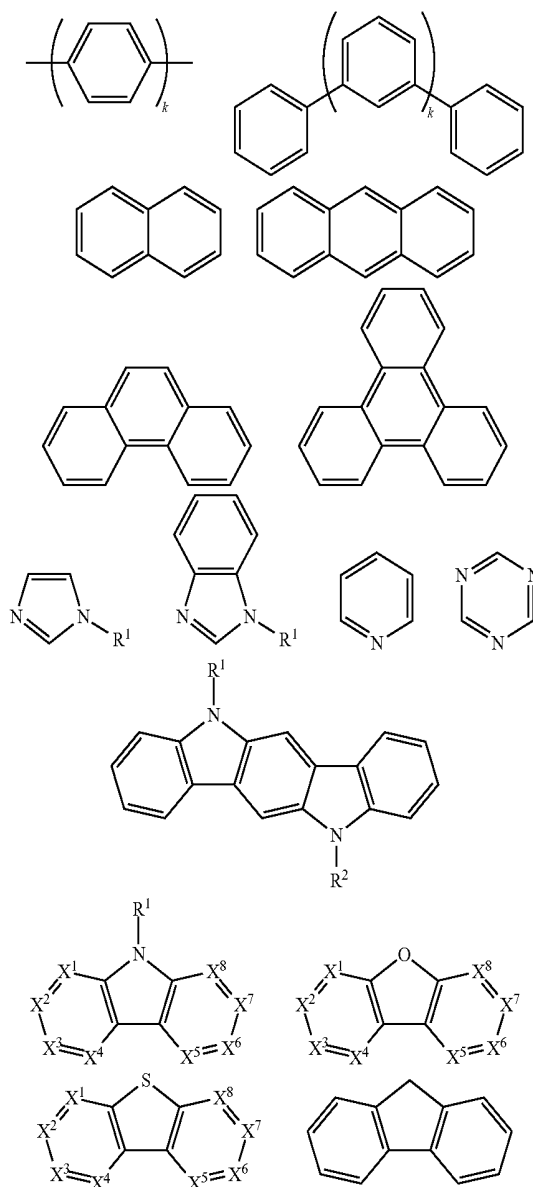
[0105] In another aspect, M is selected from Ir and Pt.

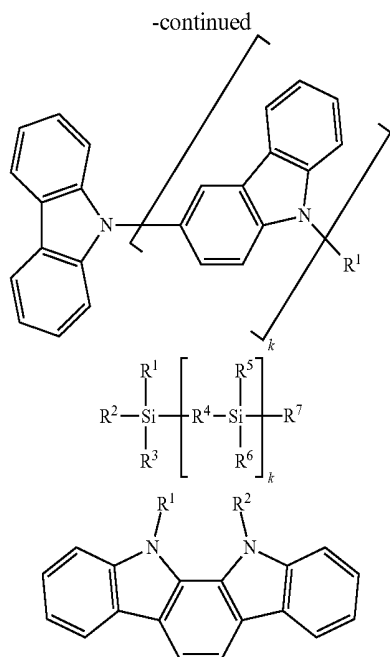
[0106] In a further aspect,  $(Y^3-Y^4)$  is a carbene ligand.

[0107] Examples of organic compounds used as host are selected from the group consisting aromatic hydrocarbon cyclic compounds such as benzene, biphenyl, triphenyl, triphenylene, naphthalene, anthracene, phenalene, phenanthrene, fluorene, pyrene, chrysene, perylene, azulene; group consisting aromatic heterocyclic compounds such as dibenzothiophene, dibenzofuran, dibenzoselenophene, furan, thiophene, benzofuran, benzothiophene, benzoselenophene, carbazole, indolocarbazole, pyridylindole, pyrrolodipyridine, pyrazole, imidazole, triazole, oxazole, thiazole, oxadiazole, oxatriazole, dioxazole, thiadiazole, pyridine, pyridazine, pyrimidine, pyrazine, triazine, oxazine, oxathiazine, oxadiazine, indole, benzimidazole, indazole, indoxazine, benzoxazole, benzisoxazole, benzothiazole, quinoline, isoquinoline, cinnoline, quinazoline, quinoxaline, naphthylridine, phthalazine, pteridine, xanthene, acridine, phenazine, phenothiazine, phenoxazine, benzo-fuopyridine, furodipyri-

dine, benzothienopyridine, thienodipyridine, benzoselenophenopyridine, and selenophenodipyridine; and group consisting 2 to 10 cyclic structural units which are groups of the same type or different types selected from the aromatic hydrocarbon cyclic group and the aromatic heterocyclic group and are bonded to each other directly or via at least one of oxygen atom, nitrogen atom, sulfur atom, silicon atom, phosphorus atom, boron atom, chain structural unit and the aliphatic cyclic group. Wherein each group is further substituted by a substituent selected from the group consisting of hydrogen, deuterium, halide, alkyl, cycloalkyl, heteroalkyl, arylalkyl, alkoxy, aryloxy, amino, silyl, alkenyl, cycloalkenyl, heteroalkenyl, alkynyl, aryl, heteroaryl, acyl, carbonyl, carboxylic acids, ester, nitrile, isonitrile, sulfanyl, sulfinyl, sulfonyl, phosphino, and combinations thereof. Two adjacent substituents are optionally joined to form a fused ring.

[0108] In one aspect, host compound contains at least one of the following groups in the molecule:





**[0109]**  $R^1$  to  $R^7$  is independently selected from the group consisting of hydrogen, deuterium, halide, alkyl, cycloalkyl, heteroalkyl, arylalkyl, alkoxy, aryloxy, amino, silyl, alkenyl, cycloalkenyl, heteroalkenyl, alkynyl, aryl, heteroaryl, acyl, carbonyl, carboxylic acids, ester, nitrile, isonitrile, sulfanyl, sulfinyl, sulfonyl, phosphino, and combinations thereof. Two adjacent substituents are optionally joined to form a fused ring. When it is aryl or heteroaryl, it has the similar definition as  $Ar$ 's mentioned above.

**[0110]**  $k$  is an integer from 0 to 20.

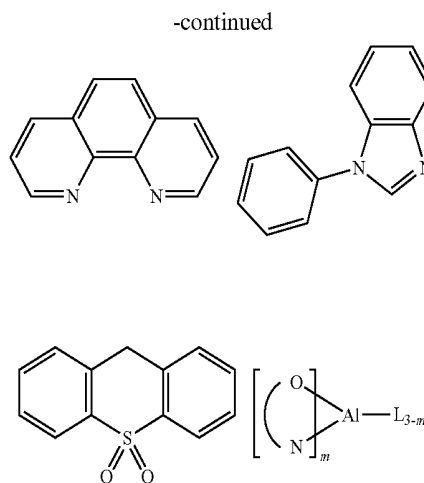
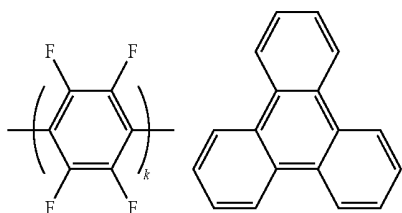
**[0111]**  $X^1$  to  $X^8$  is selected from CH or N.

HBL:

**[0112]** A hole blocking layer (HBL) may be used to reduce the number of holes and/or excitons that leave the emissive layer. The presence of such a blocking layer in a device may result in substantially higher efficiencies as compared to a similar device lacking a blocking layer. Also, a blocking layer may be used to confine emission to a desired region of an OLED.

**[0113]** In one aspect, compound used in HBL contains the same molecule used as host described above.

**[0114]** In another aspect, compound used in HBL contains at least one of the following groups in the molecule:

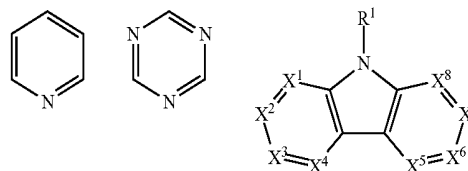
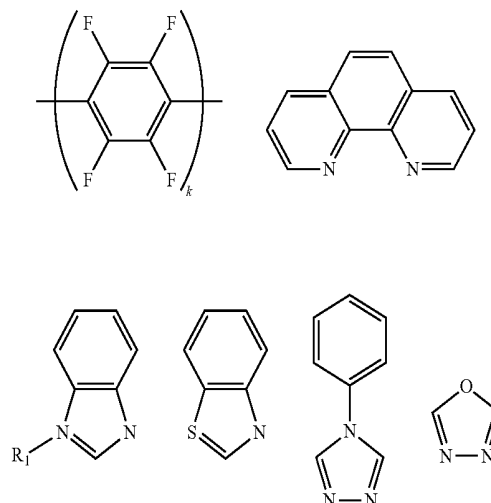


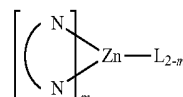
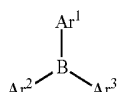
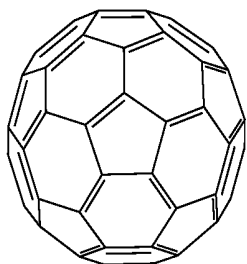
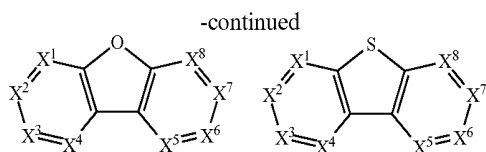
**[0115]**  $k$  is an integer from 0 to 20;  $L$  is an ancillary ligand,  $m$  is an integer from 1 to 3.

ETL:

**[0116]** Electron transport layer (ETL) may include a material capable of transporting electrons. Electron transport layer may be intrinsic (undoped), or doped. Doping may be used to enhance conductivity. Examples of the ETL material are not particularly limited, and any metal complexes or organic compounds may be used as long as they are typically used to transport electrons.

**[0117]** In one aspect, compound used in ETL contains at least one of the following groups in the molecule:





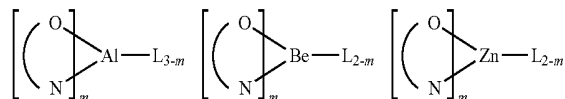
**[0118]**  $R^1$  is selected from the group consisting of hydrogen, deuterium, halide, alkyl, cycloalkyl, heteroalkyl, arylalkyl, alkoxy, aryloxy, amino, silyl, alkenyl, cycloalkenyl, heteroalkenyl, alkynyl, aryl, heteroaryl, acyl, carbonyl, carboxylic acids, ester, nitrile, isonitrile, sulfanyl, sulfinyl, sulfonyl, phosphino, and combinations thereof. Two adjacent substituents are optionally joined to form a fused ring. When it is aryl or heteroaryl, it has the similar definition as  $Ar$ 's mentioned above.

**[0119]**  $Ar^1$  to  $Ar^3$  has the similar definition as  $Ar$ 's mentioned above.

**[0120]**  $k$  is an integer from 0 to 20.

**[0121]**  $X^1$  to  $X^8$  is selected from CH or N.

**[0122]** In another aspect, the metal complexes used in ETL contains, but not limit to the following general formula:



**[0123]** (O—N) or (N—N) is a bidentate ligand, having metal coordinated to atoms O, N or N, N; L is an ancillary ligand;  $m$  is an integer value from 1 to the maximum number of ligands that may be attached to the metal.

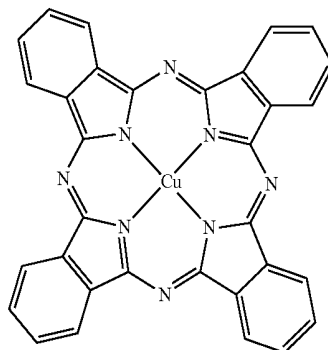
**[0124]** In any above-mentioned compounds used in each layer of OLED device, the hydrogen atoms can be partially or fully deuterated.

**[0125]** In addition to and/or in combination with the materials disclosed herein, many hole injection materials, hole transporting materials, host materials, dopant materials, exciton/hole blocking layer materials, electron transporting and electron injecting materials may be used in an OLED. Non-limiting examples of the materials that may be used in an OLED in combination with materials disclosed herein are listed in Table 1 below. Table 1 lists non-limiting classes of materials, non-limiting examples of compounds for each class, and references that disclose the materials.

TABLE 1

MATERIAL	EXAMPLES OF MATERIAL	PUBLICATIONS
Hole injection materials		

Phthalocyanine and porphyrin compounds



Appl. Phys. Lett. 69, 2160 (1996)

TABLE 1-continued

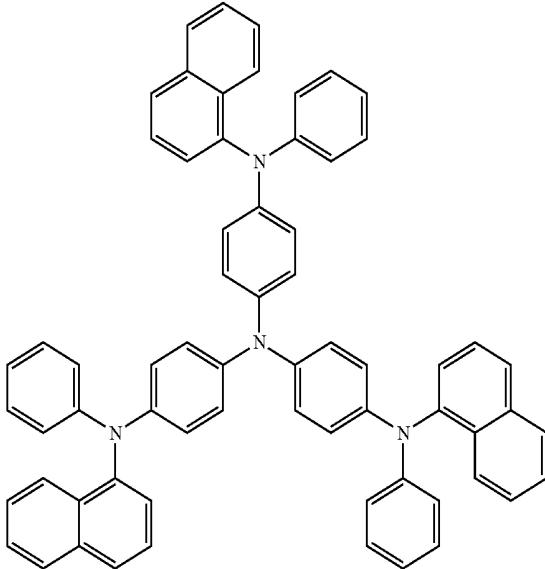
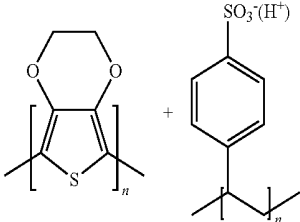
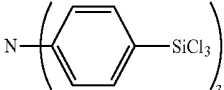
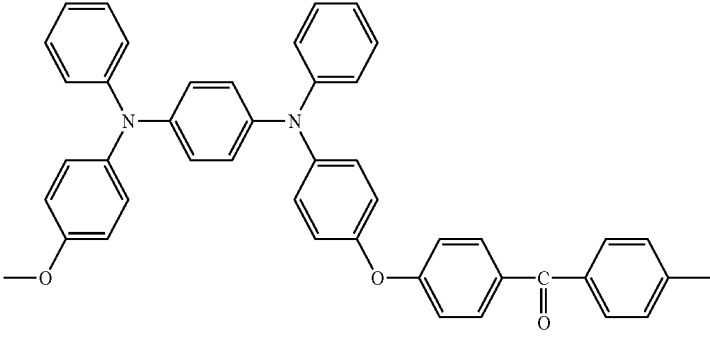
MATERIAL	EXAMPLES OF MATERIAL	PUBLICATIONS
Starburst triarylaminines		J. Lumin. 72-74, 985 (1997)
CF <sub>x</sub> Fluorohydrocarbon polymer	$\text{---}[\text{CH}_x\text{F}_y]_n\text{---}$	Appl. Phys. Lett. 78, 673 (2001)
Conducting polymers (e.g., PEDOT:PSS, polyaniline, polythiophene)		Synth. Met. 87, 171 (1997) WO2007002683
Phosphonic acid and silane SAMs		US20030162053
Triarylamine or polythiophene polymers with conductivity dopants		EA01725079A1
	and	

TABLE 1-continued

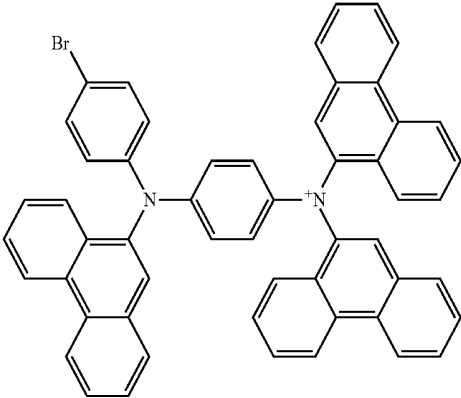
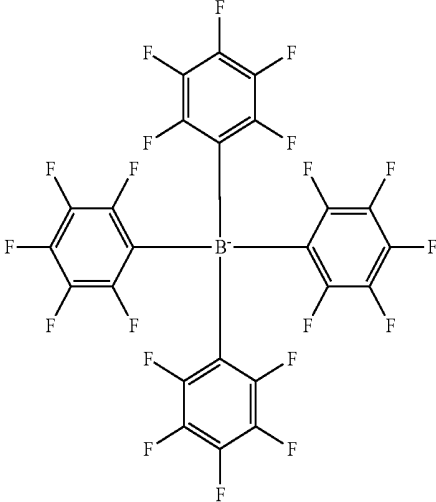
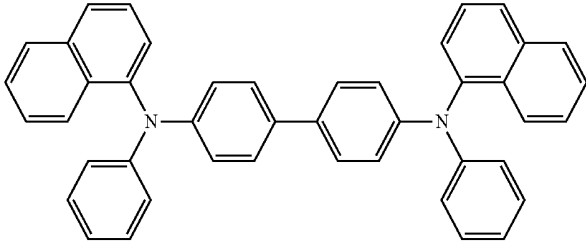
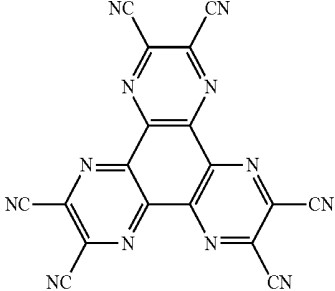
MATERIAL	EXAMPLES OF MATERIAL	PUBLICATIONS
		
		
Arylamines complexed with metal oxides such as molybdenum and tungsten oxides		SID Symposium Digest, 37, 923 (2006) WO2009018009
Semiconducting organic complexes		US20020158242

TABLE 1-continued

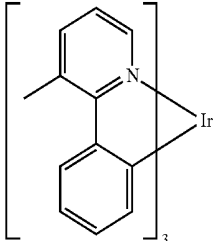
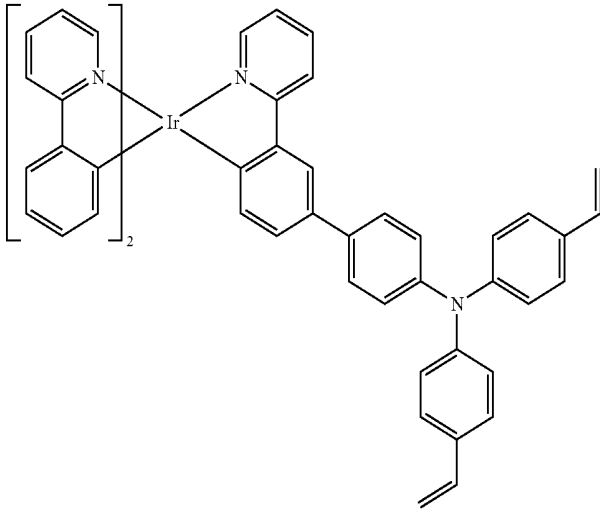
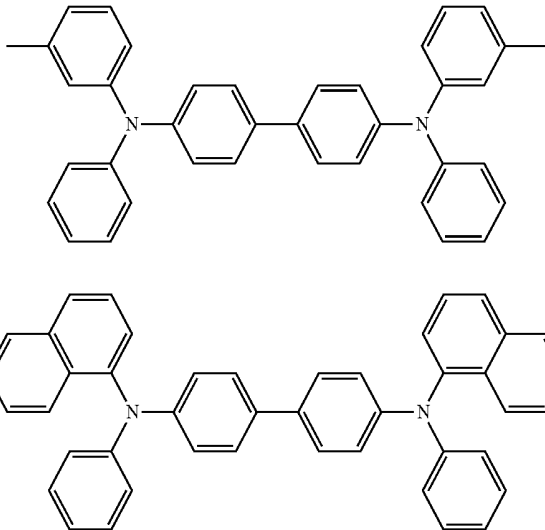
MATERIAL	EXAMPLES OF MATERIAL	PUBLICATIONS
Metal organometallic complexes	 <p>The structure shows an Iridium (Ir) atom coordinated to three bipyridine ligands. Each bipyridine ligand consists of two benzene rings connected by a nitrogen atom at the 2-position. The entire complex is enclosed in large square brackets with a subscript '3' at the bottom right.</p>	US20060240279
Cross-linkable compounds	 <p>The structure shows an Iridium (Ir) atom coordinated to two bipyridine ligands and one bipyridine ligand that is substituted with a long chain containing two vinyl groups. The bipyridine ligand is shown in brackets with a subscript '2'. The chain consists of a biphenyl group connected to a para-substituted benzene ring, which is further connected to a nitrogen atom. This nitrogen atom is bonded to two para-substituted benzene rings, each of which has a vinyl group (-CH=CH<sub>2</sub>) attached.</p>	US20080220265
Hole transporting materials		
Triarylamines (e.g., TPD, $\alpha$ -NPD)	 <p>Two chemical structures of triarylamines are shown. The top structure is Triphenylamine (TPA), where a central nitrogen atom is bonded to three phenyl rings. The middle structure is Triphenylamine (TPD), where a central nitrogen atom is bonded to two phenyl rings and one para-phenylene ring. The bottom structure is <math>\alpha</math>-Naphthylphenylamine (<math>\alpha</math>-NPD), where a central nitrogen atom is bonded to two phenyl rings and one <math>\alpha</math>-naphthyl ring.</p>	Appl. Phys. Lett. 51, 913 (1987)
		U.S. Pat. No. 5,061,569

TABLE 1-continued

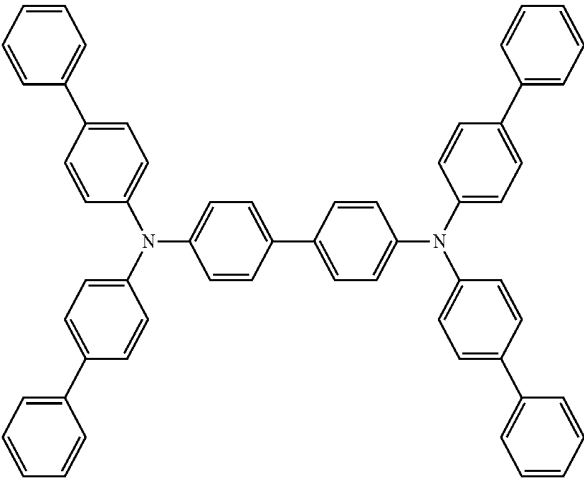
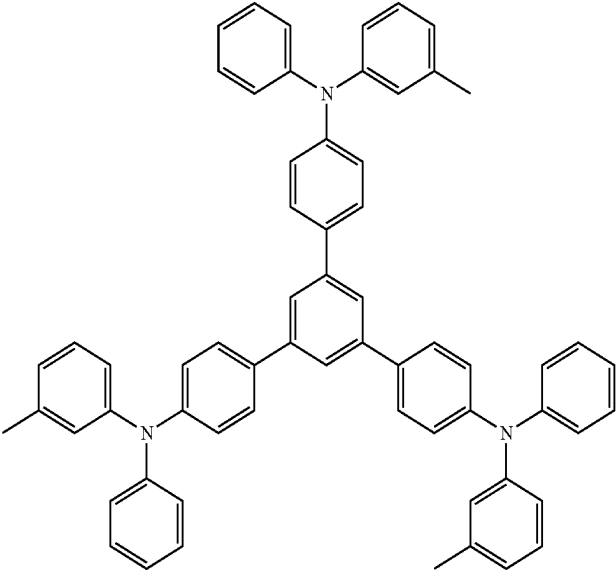
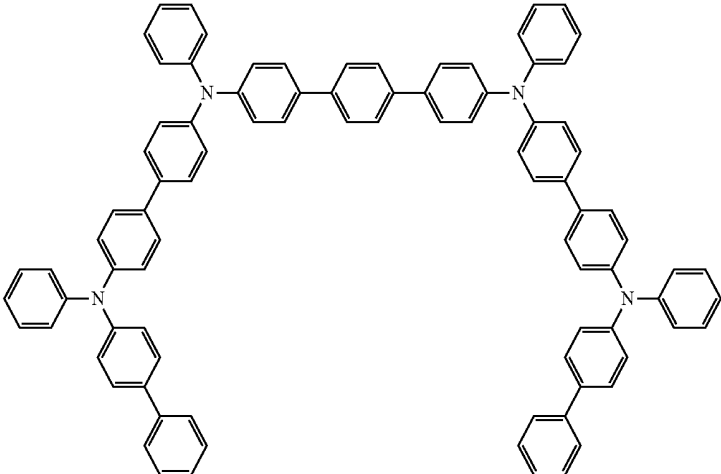
MATERIAL	EXAMPLES OF MATERIAL	PUBLICATIONS
	 <p>The structure shows a central benzidine core (three benzene rings connected linearly). The two terminal rings are connected to two nitrogen atoms. Each nitrogen atom is also bonded to two phenyl rings, resulting in a total of six phenyl groups attached to the central core.</p>	EP650955
	 <p>The structure features a central benzidine core. The two terminal rings are connected to two nitrogen atoms. Each nitrogen atom is bonded to one phenyl ring and one 3-methylphenyl ring. The central ring of the benzidine core is substituted with a 3-methylphenyl group.</p>	J. Mater. Chem. 3, 319 (1993)
	 <p>The structure shows a central benzidine core. The two terminal rings are connected to two nitrogen atoms. Each nitrogen atom is bonded to one phenyl ring and one 4-phenylphenyl ring. The central ring of the benzidine core is substituted with a 4-phenylphenyl group.</p>	Appl. Phys. Lett. 90, 183503 (2007)

TABLE 1-continued

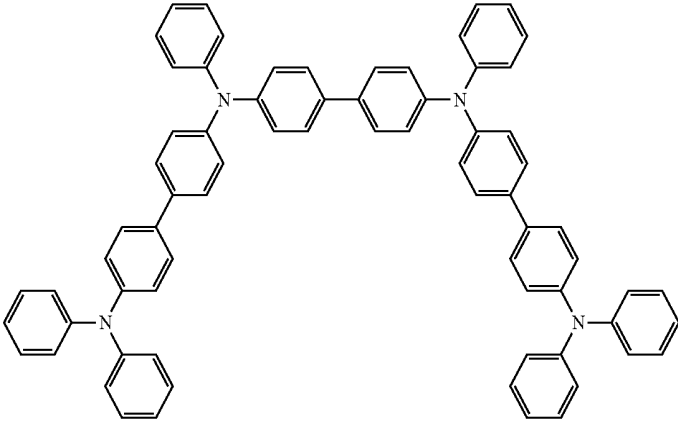
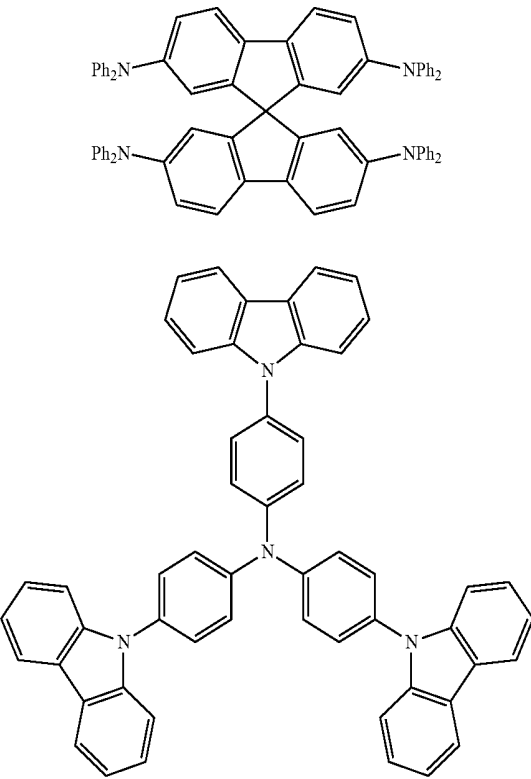
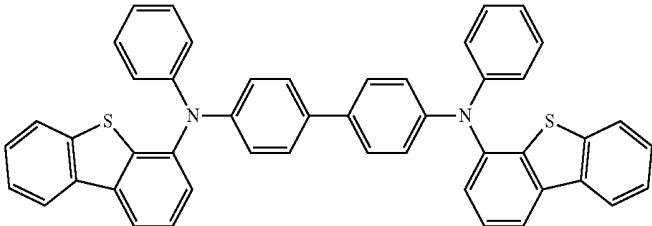
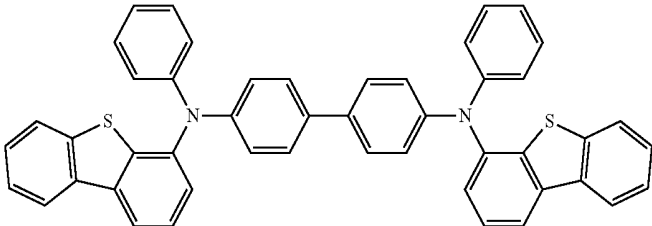
MATERIAL	EXAMPLES OF MATERIAL	PUBLICATIONS
Triarylamine on spirofluorene core		Appl. Phys. Lett. 90, 183503 (2007)
Arylamine carbazole compounds		Synth. Met. 91, 209 (1997)
Triarylamine with (di)benzothiophene/(di)benzofuran		Adv. Mater. 6, 677 (1994), US20080124572
Triarylamine with (di)benzothiophene/(di)benzofuran		US20070278938, US20080106190

TABLE 1-continued

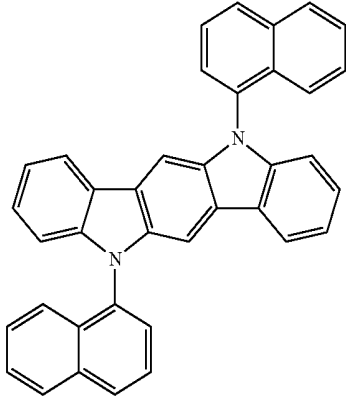
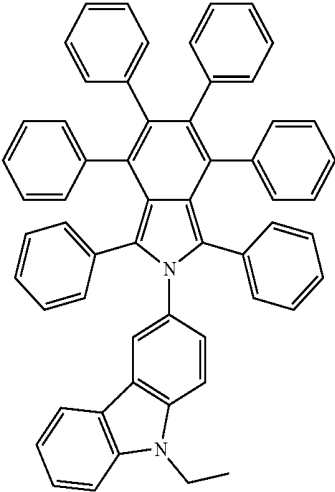
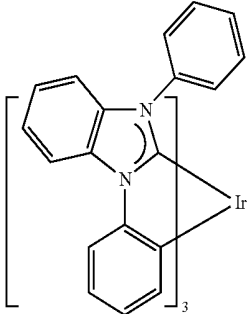
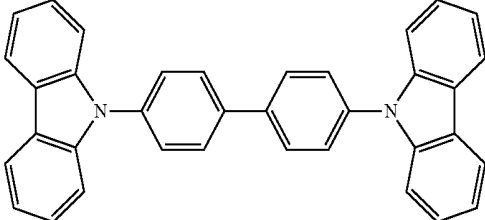
MATERIAL	EXAMPLES OF MATERIAL	PUBLICATIONS
Indolocarbazoles		Synth. Met. 111, 421 (2000)
Isoindole compounds		Chem. Mater. 15, 3148 (2003)
Metal carbene complexes		US20080018221
Phosphorescent OLED host materials Red hosts		
Arylcarbazoles		Appl. Phys. Lett. 78, 1622 (2001)

TABLE 1-continued

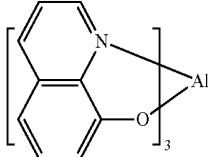
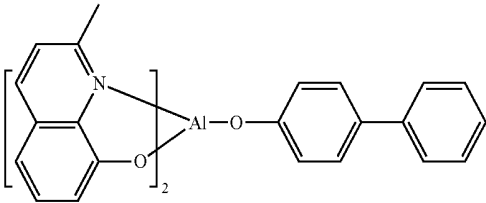
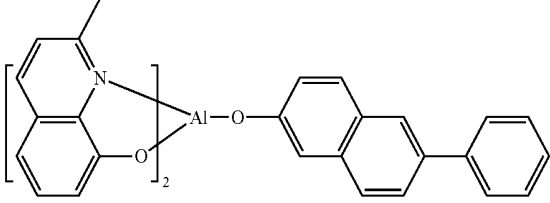
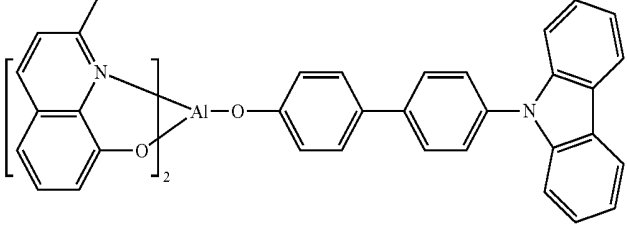
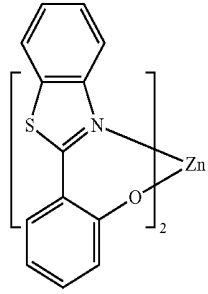
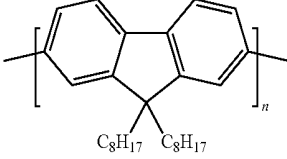
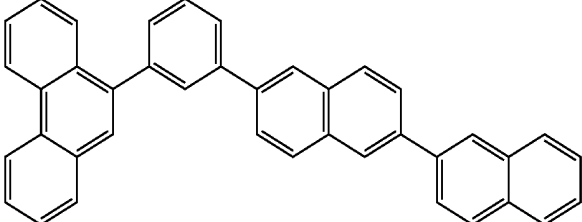
MATERIAL	EXAMPLES OF MATERIAL	PUBLICATIONS
Metal 8-hydroxyquinolates (e.g., Alq <sub>3</sub> , BAlq)		Nature 395, 151 (1998)
		US20060202194
		WO2005014551
		WO2006072002
Metal phenoxybenzothiazole compounds		Appl. Phys. Lett. 90, 123509 (2007)
Conjugated oligomers and polymers (e.g., polyfluorene)		Org. Electron. 1, 15 (2000)
Aromatic fused rings		WO2009066779, WO2009066778, WO2009063833, US20090045731, US20090045730, WO2009008311, US20090008605, US20090009065

TABLE 1-continued

MATERIAL	EXAMPLES OF MATERIAL	PUBLICATIONS
Zinc complexes		WO2009062578
Green hosts		
Arylcarbazoles		Appl. Phys. Lett. 78, 1622 (2001)
		US20030175553
		WO2001039234
Aryltriphenylene compounds		US20060280965

TABLE 1-continued

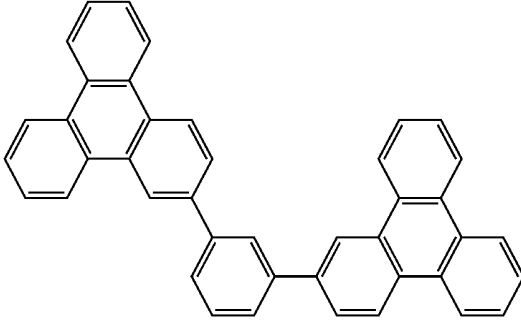
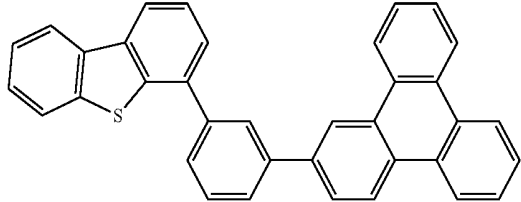
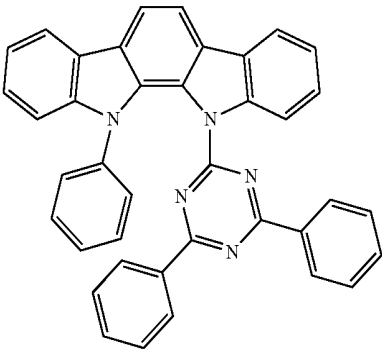
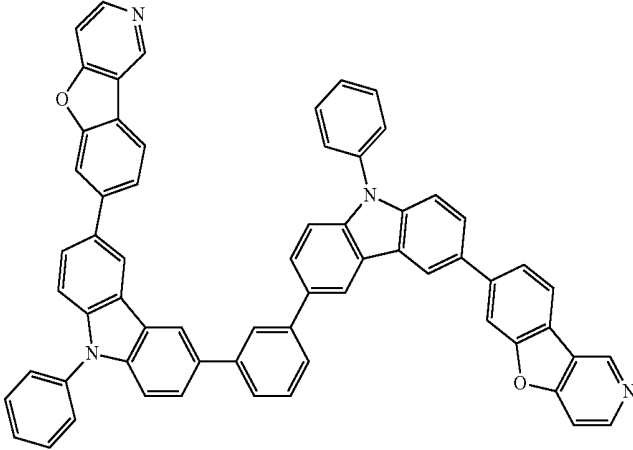
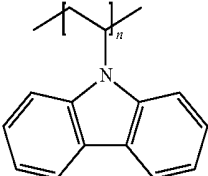
MATERIAL	EXAMPLES OF MATERIAL	PUBLICATIONS
Donor acceptor type molecules		US20060280965
Donor acceptor type molecules		WO2009021126
Aza-carbazole/DBT/DBF		WO2008056746
Polymers (e.g., PVK)		JP2008074939
Polymers (e.g., PVK)		Appl. Phys. Lett. 77, 2280 (2000)

TABLE 1-continued

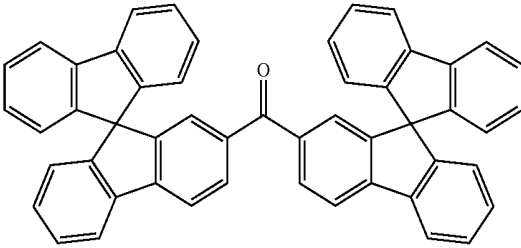
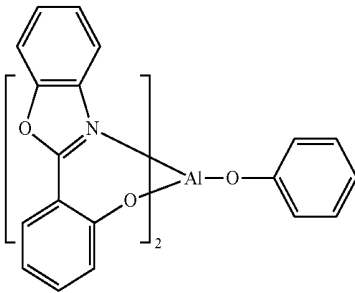
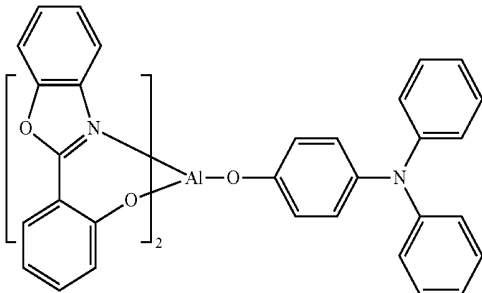
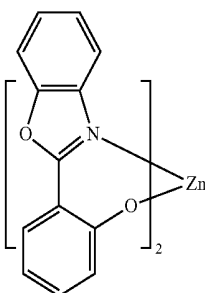
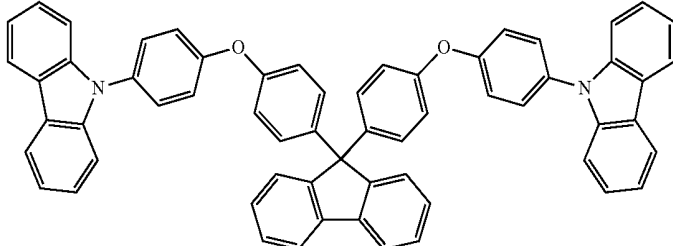
MATERIAL	EXAMPLES OF MATERIAL	PUBLICATIONS
Spirofluorene compounds		WO2004093207
Metal phenoxybenzoxazole compounds		WO2005089025
		WO2006132173
		JP200511610
Spirofluorene-carbazole compounds		JP2007254297

TABLE 1-continued

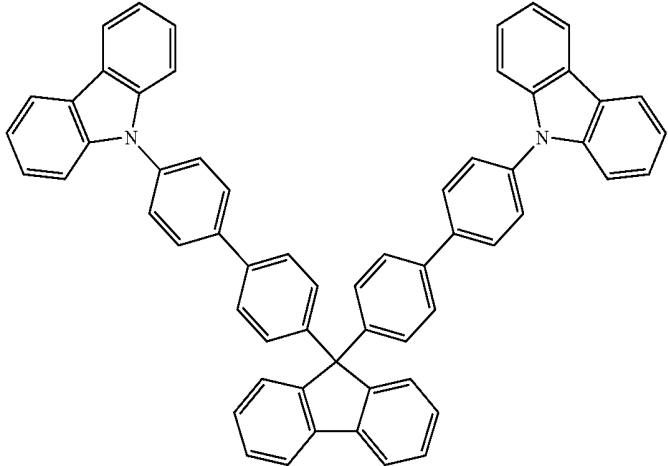
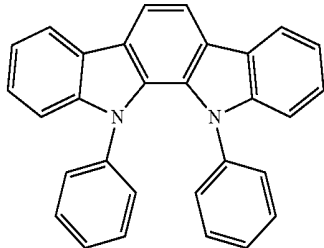
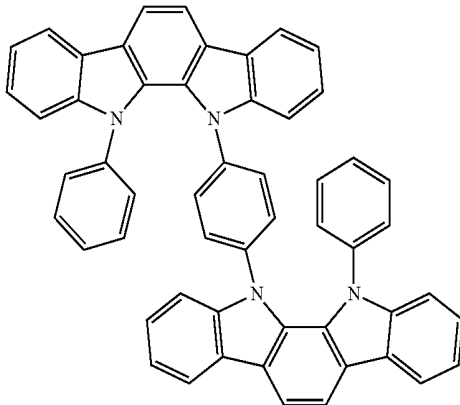
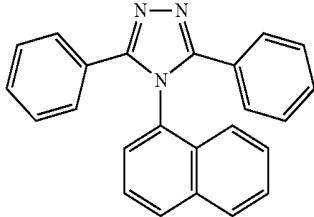
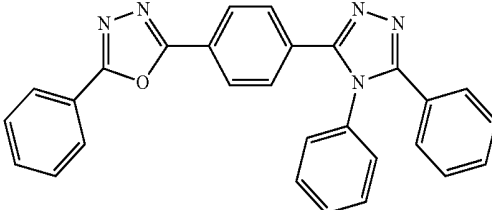
MATERIAL	EXAMPLES OF MATERIAL	PUBLICATIONS
Indolocabazoles		JP2007254297
Indolocabazoles		WO2007063796
Indolocabazoles		WO2007063754
5-member ring electron deficient heterocycles (e.g., triazole, oxadiazole)		J. Appl. Phys. 90, 5048 (2001)
5-member ring electron deficient heterocycles (e.g., triazole, oxadiazole)		WO2004107822

TABLE 1-continued

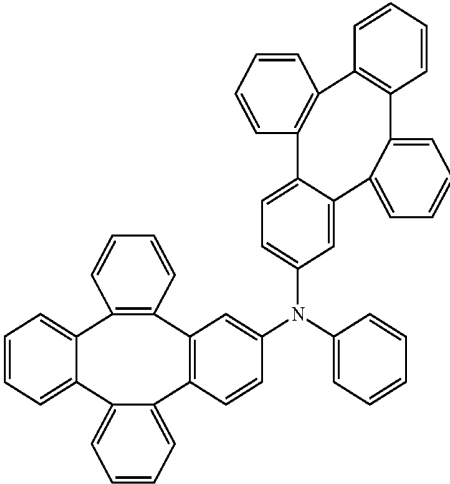
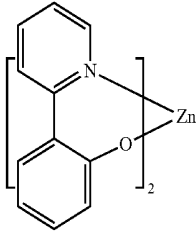
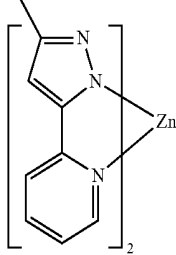
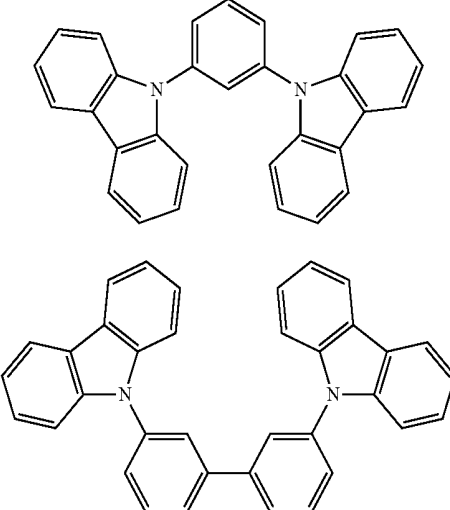
MATERIAL	EXAMPLES OF MATERIAL	PUBLICATIONS
Tetraphenylene complexes		US20050112407
Metal phenoxy pyridine compounds		WO2005030900
Metal coordination complexes (e.g., Zn, Al with N N ligands)		US20040137268, US20040137267
Blue hosts		
Arylcarbazoles		Appl. Phys. Lett, 82, 2422 (2003)
		US20070190359

TABLE 1-continued

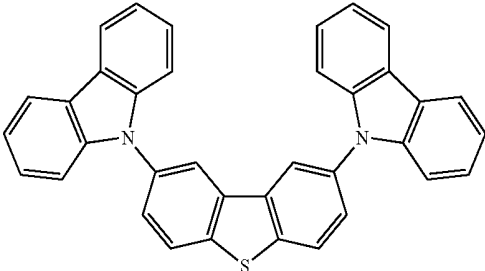
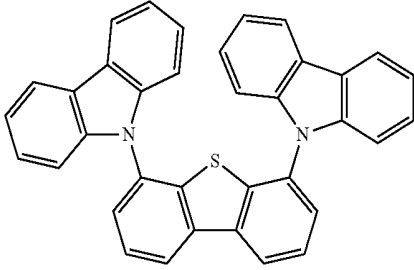
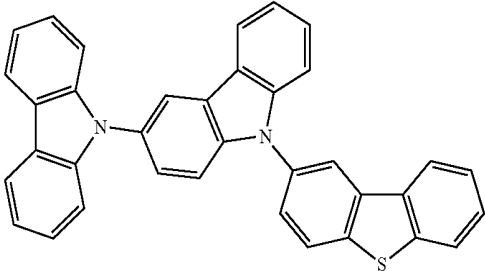
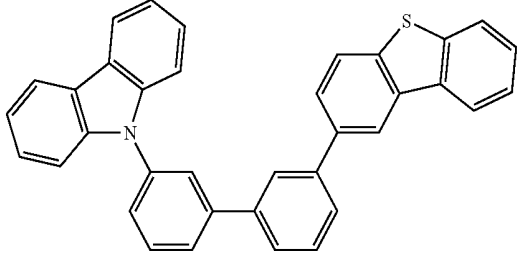
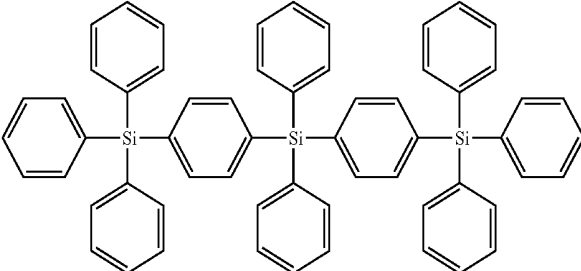
MATERIAL	EXAMPLES OF MATERIAL	PUBLICATIONS
Dibenzothiophene/ Dibenzofuran-carbazole compounds		WO2006114966, US20090167162
		US20090167162
		WO2009086028
		US20090030202, US20090017330
Silicon aryl compounds		US20050238919

TABLE 1-continued

MATERIAL	EXAMPLES OF MATERIAL	PUBLICATIONS
Silicon/Germanium aryl compounds		WO2009003898
Aryl benzoyl ester		EP2034538A
High triplet metal organometallic complex		WO2006100298
Phosphorescent dopants Red dopants		U.S. Pat. No. 7,154,114
Heavy metal porphyrins (e.g., PtOEP)		Nature 395, 151 (1998)

TABLE 1-continued

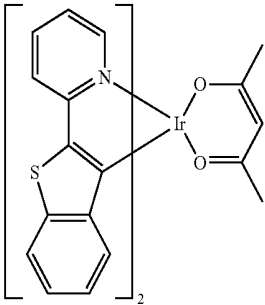
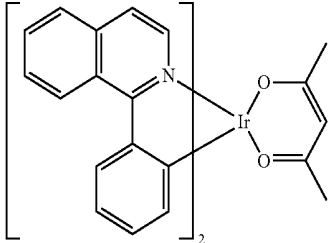
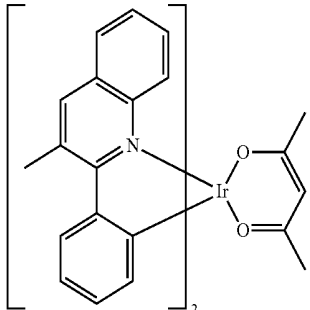
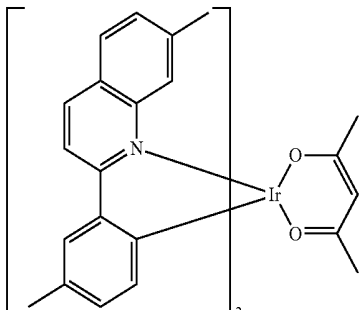
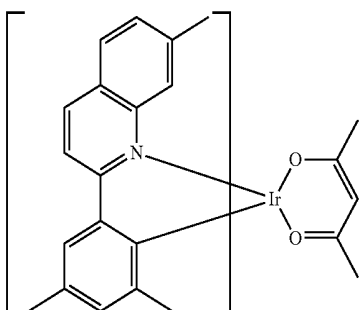
MATERIAL	EXAMPLES OF MATERIAL	PUBLICATIONS
Iridium(III) organometallic complexes		Appl. Phys. Lett. 78, 1622 (2001)
		US2006835469
		US2006835469
		US20060202194
		US20060202194

TABLE 1-continued

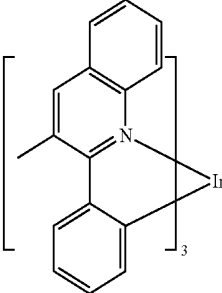
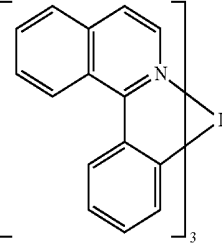
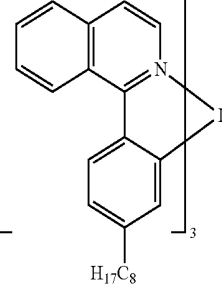
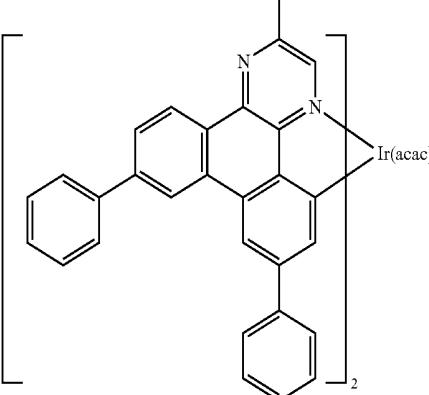
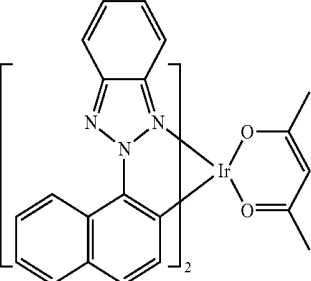
MATERIAL	EXAMPLES OF MATERIAL	PUBLICATIONS
		US20070087321
		US20070087321
	 <p style="text-align: center;"><math>H_{17}C_8</math></p>	Adv. Mater. 19, 739 (2007)
	 <p style="text-align: right;"><math>Ir(acac)</math></p>	WO2009100991
		WO2008101842

TABLE 1-continued

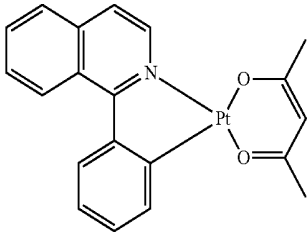
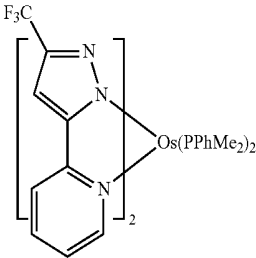
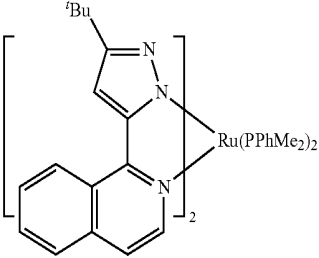
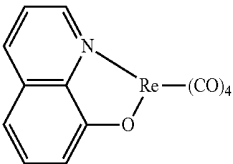
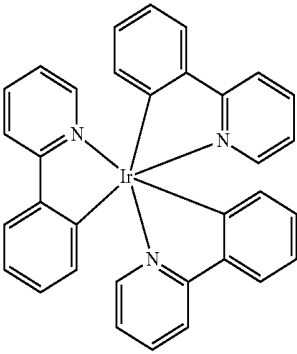
MATERIAL	EXAMPLES OF MATERIAL	PUBLICATIONS
Platinum(II) organometallic complexes		WO2003040257
Osmium(III) complexes		Chem. Mater. 17, 3532 (2005)
Ruthenium(II) complexes		Adv. Mater. 17, 1059 (2005)
Rhenium (I), (II), and (III) complexes		US20050244673
Green dopants		
Iridium(III) organometallic complexes		Inorg. Chem. 40, 1704 (2001)
and its derivatives		

TABLE 1-continued

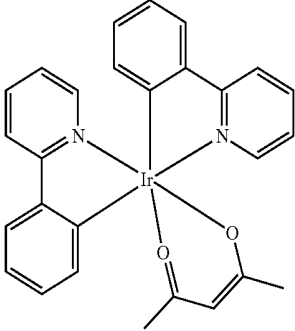
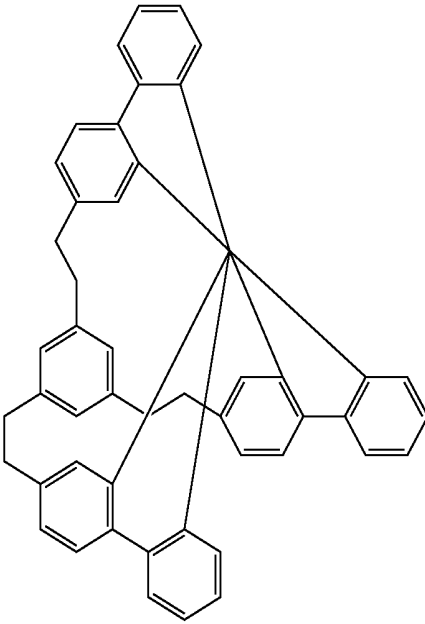
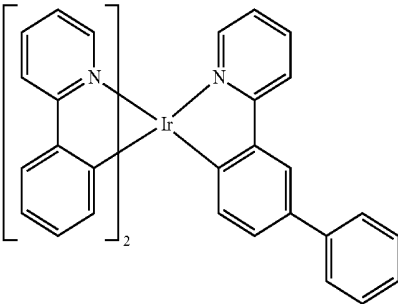
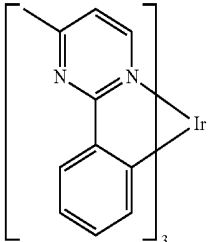
MATERIAL	EXAMPLES OF MATERIAL	PUBLICATIONS
		US20020034656
		U.S. Pat. No. 7,332,232
		US20090108737
		US20090039776

TABLE 1-continued

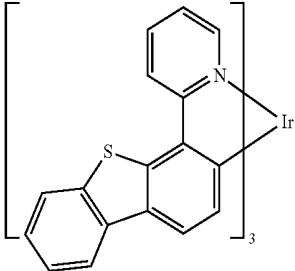
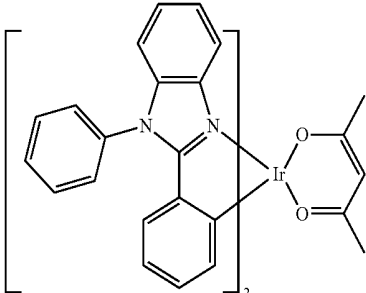
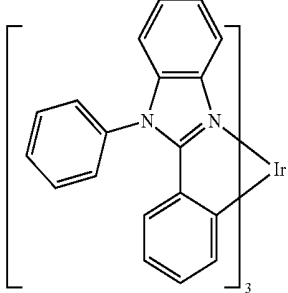
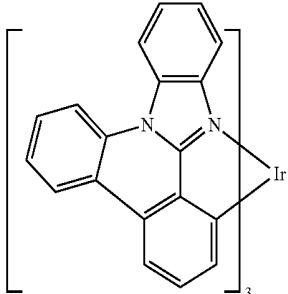
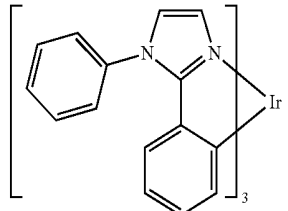
MATERIAL	EXAMPLES OF MATERIAL	PUBLICATIONS
		U.S. Pat. No. 6,921,915
		U.S. Pat. No. 6,687,266
		Chem. Mater. 16, 2480 (2004)
		US20070190359
		US20060008670 JP2007123392

TABLE 1-continued

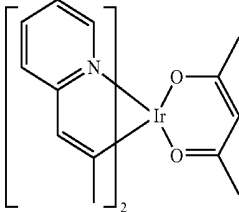
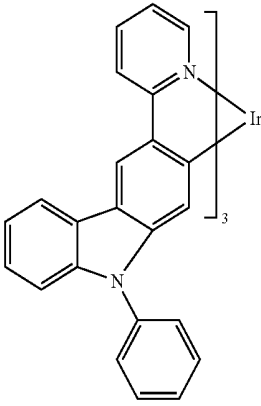
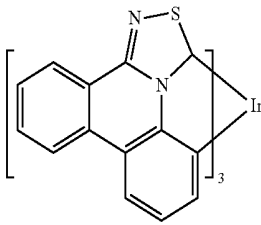
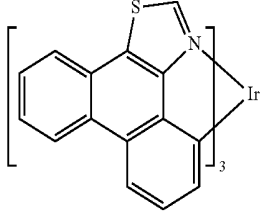
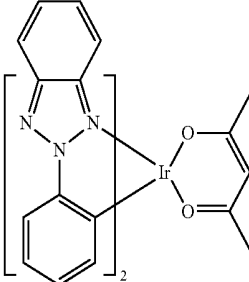
MATERIAL	EXAMPLES OF MATERIAL	PUBLICATIONS
		Adv. Mater. 16, 2003 (2004)
		Angew. Chem. Int. Ed. 2006, 45, 7800
		WO2009050290
		US20090165846
		US20080015355

TABLE 1-continued

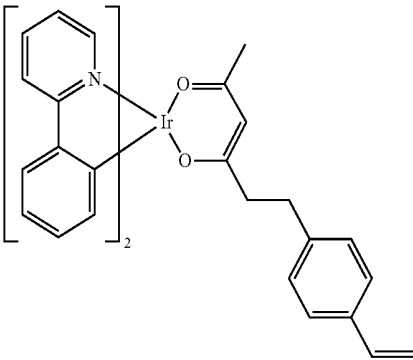
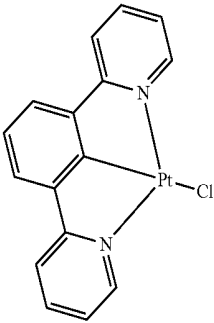
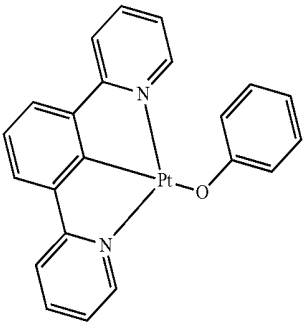
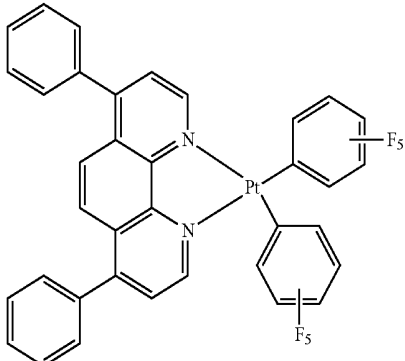
MATERIAL	EXAMPLES OF MATERIAL	PUBLICATIONS
Monomer for polymeric metal organometallic compounds		U.S. Pat. No. 7,250,226, U.S. Pat. No. 7,396,598
Pt(II) organometallic complexes, including polydentate ligands		Appl. Phys. Lett. 86, 153505 (2005)
		Appl. Phys. Lett. 86, 153505 (2005)
		Chem. Lett. 34, 592 (2005)

TABLE 1-continued

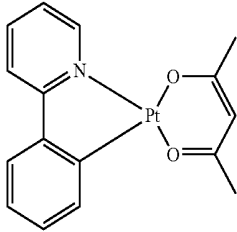
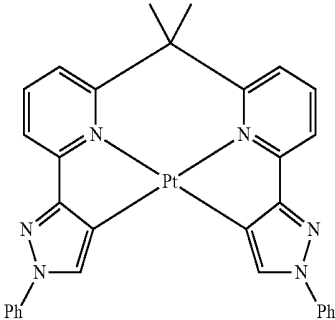
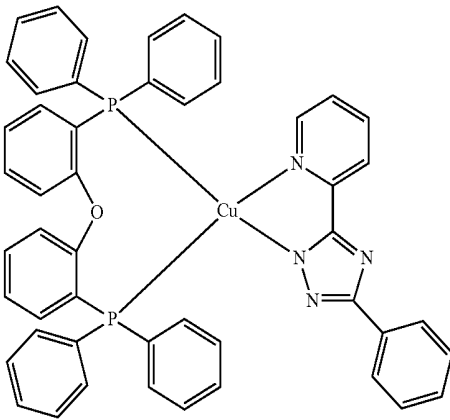
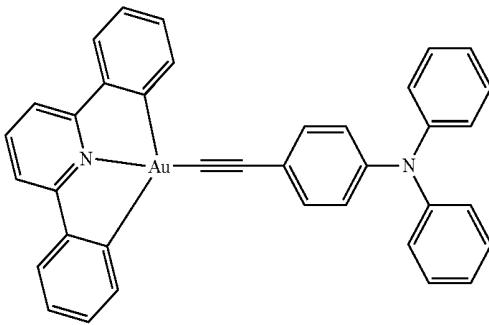
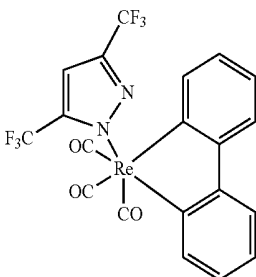
MATERIAL	EXAMPLES OF MATERIAL	PUBLICATIONS
		WO2002015645
		US20060263635
Cu complexes		WO2009000673
Gold complexes		Chem. Commun. 2906 (2005)
Rhenium(III) complexes		Inorg. Chem. 42, 1248 (2003)

TABLE 1-continued

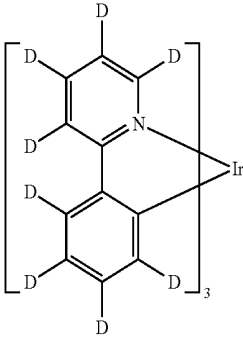
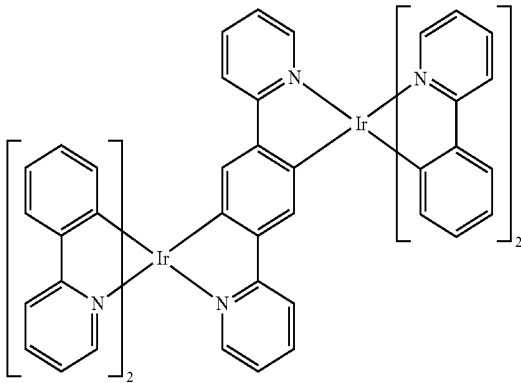
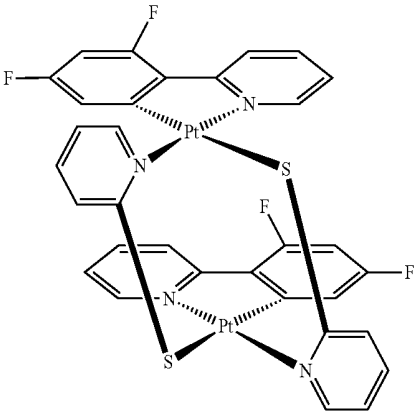
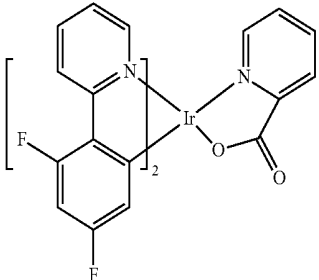
MATERIAL	EXAMPLES OF MATERIAL	PUBLICATIONS
Deuterated organometallic complexes		US20030138657
Organometallic complexes with two or more metal centers		US20030152802
		U.S. Pat. No. 7,090,928
	Blue dopants	
Iridium(III) organometallic complexes		WO2002002714

TABLE 1-continued

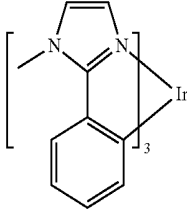
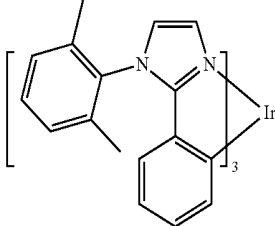
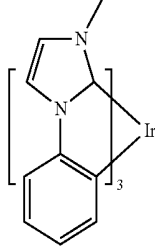
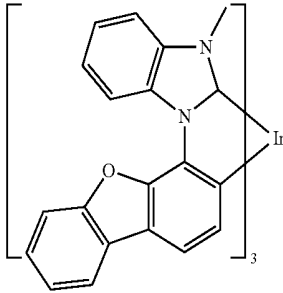
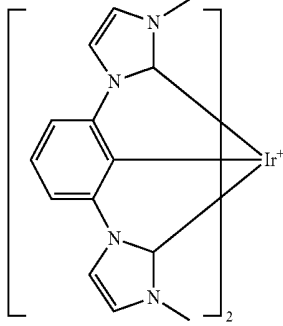
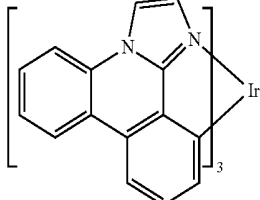
MATERIAL	EXAMPLES OF MATERIAL	PUBLICATIONS
		WO2006009024
		US20060251923
		U.S. Pat. No. 7,393,599, WO2006056418, US20050260441, WO2005019373
		U.S. Pat. No. 7,534,505
		U.S. Pat. No. 7,445,855
		US20070190359, US20080297033

TABLE 1-continued

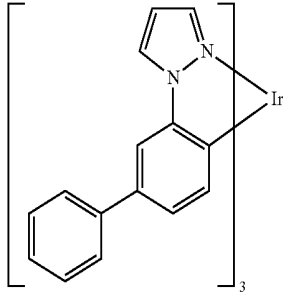
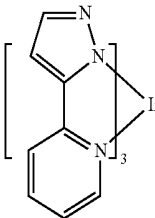
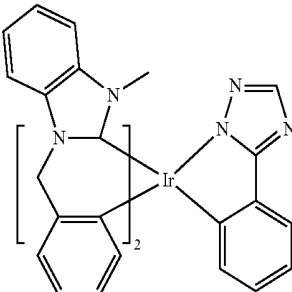
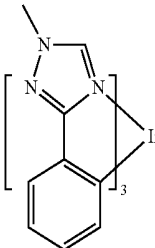
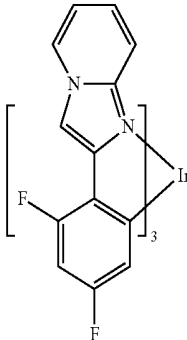
MATERIAL	EXAMPLES OF MATERIAL	PUBLICATIONS
		U.S. Pat. No. 7,338,722
		US20020134984
		Angew. Chem. Int. Ed. 47, 1 (2008)
		Chem. Mater. 18, 5119 (2006)
		Inorg. Chem. 46, 4308 (2007)

TABLE 1-continued

MATERIAL	EXAMPLES OF MATERIAL	PUBLICATIONS
		WO2005123873
		WO2005123873
		WO2007004380
		WO2006082742
Osmium(II) complexes		U.S. Pat. No. 7,279,704

TABLE 1-continued

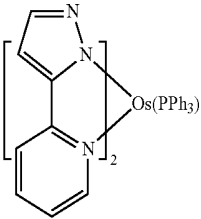
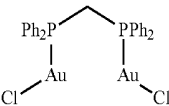
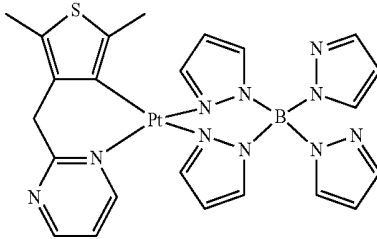
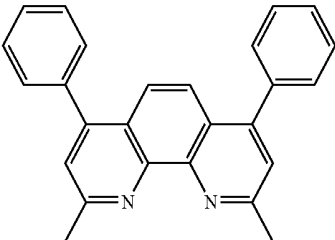
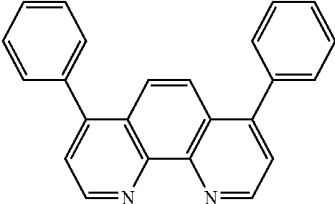
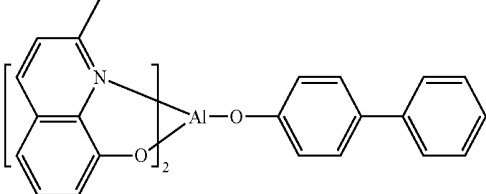
MATERIAL	EXAMPLES OF MATERIAL	PUBLICATIONS
Gold complexes		Organometallics 23, 3745 (2004)
Platinum(II) complexes		Appl. Phys. Lett. 74, 1361 (1999)
Platinum(II) complexes		WO2006098120, WO2006103874
Exciton/hole blocking layer materials		
Bathocuprine compounds (e.g., BCP, BPhen)		Appl. Phys. Lett. 75, 4 (1999)
		Appl. Phys. Lett. 79, 449 (2001)
Metal 8-hydroxyquinolates (e.g., BALq)		Appl. Phys. Lett. 81, 162 (2002)

TABLE 1-continued

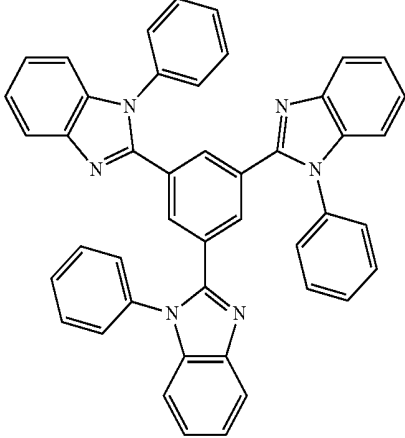
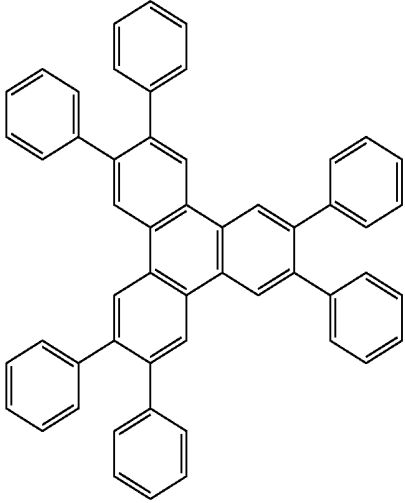
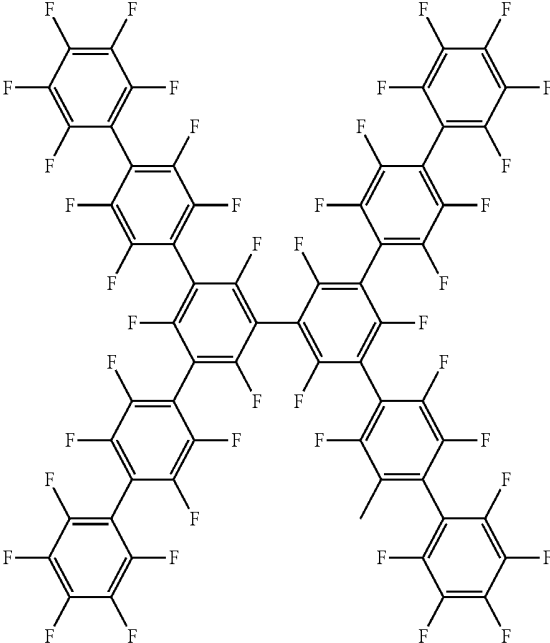
MATERIAL	EXAMPLES OF MATERIAL	PUBLICATIONS
5-member ring electron deficient heterocycles such as triazole, oxadiazole, imidazole, benzimidazole		Appl. Phys. Lett. 81, 162 (2002)
Triphenylene compounds		US20050025993
Fluorinated aromatic compounds		Appl. Phys. Lett. 79, 156 (2001)

TABLE 1-continued

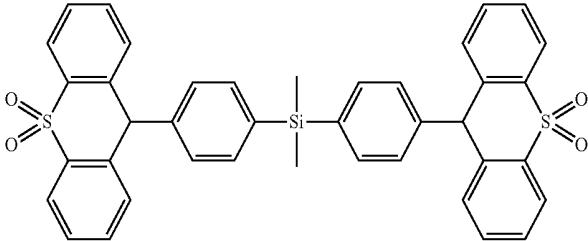
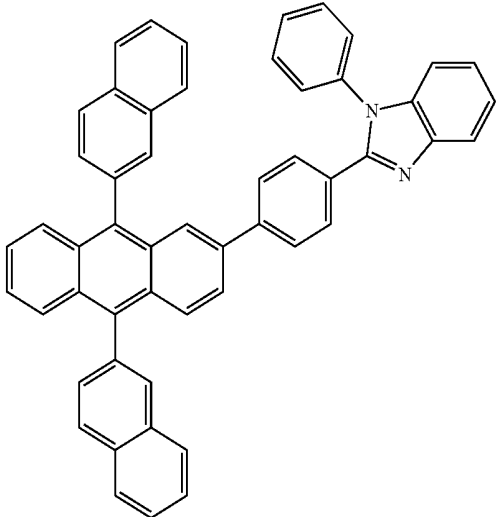
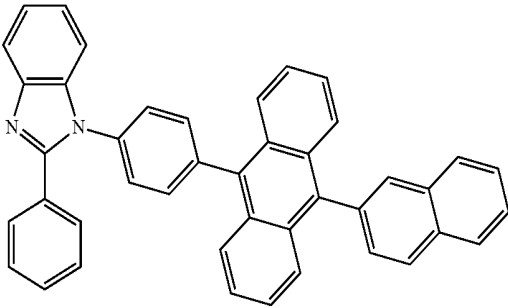
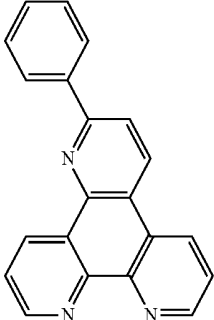
MATERIAL	EXAMPLES OF MATERIAL	PUBLICATIONS
Phenothiazine-S-oxide		WO2008132085
Electron transporting materials		
Anthracene- benzimidazole compounds		WO2003060956
		US20090179554
Aza triphenylene derivatives		US20090115316

TABLE 1-continued

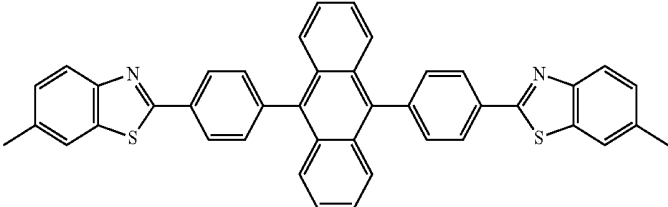
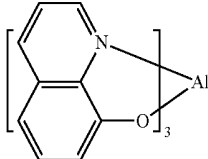
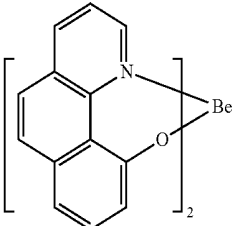
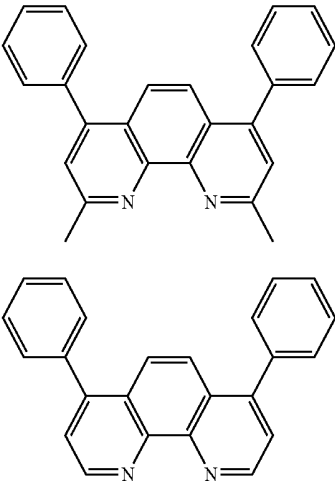
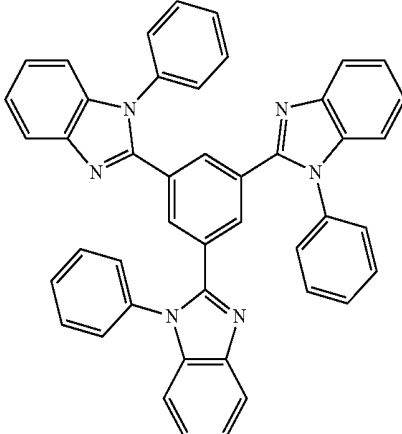
MATERIAL	EXAMPLES OF MATERIAL	PUBLICATIONS
Anthracene-benzothiazole compounds		Appl. Phys. Lett. 89, 063504 (2006)
Metal 8-hydroxyquinolates (e.g., Alq <sub>3</sub> , Zrq <sub>4</sub> )		Appl. Phys. Lett. 51, 913 (1987) U.S. Pat. No. 7,230,107
Metal hydroxybenoquinolates		Chem. Lett. 5, 905 (1993)
Bathocuprine compounds such as BCP, BPhen, etc		Appl. Phys. Lett. 91, 263503 (2007)  Appl. Phys. Lett. 79, 449 (2001)
5-member ring electron deficient heterocycles (e.g., triazole, oxadiazole, imidazole, benzoimidazole)		Appl. Phys. Lett. 74, 865 (1999)

TABLE 1-continued

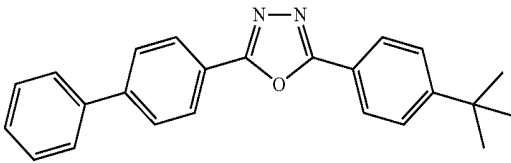
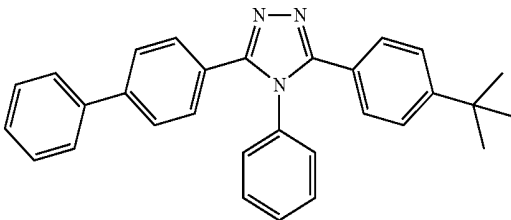
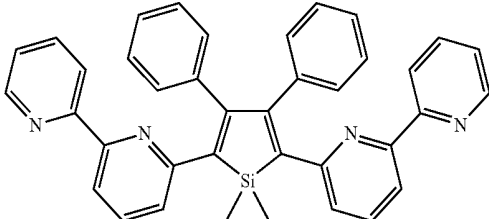
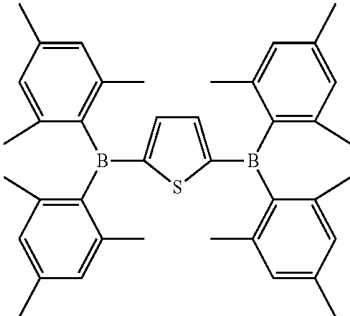
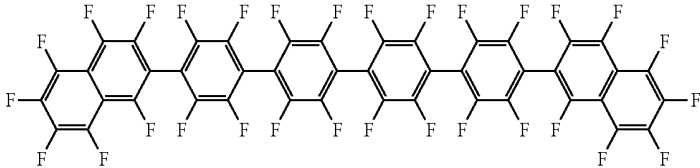
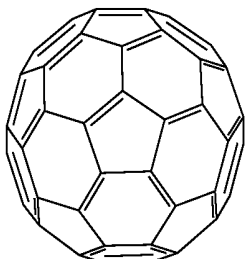
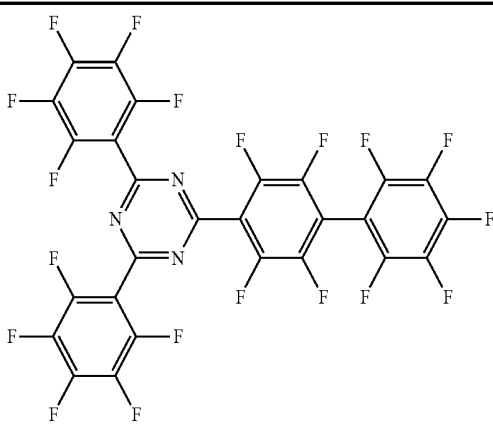
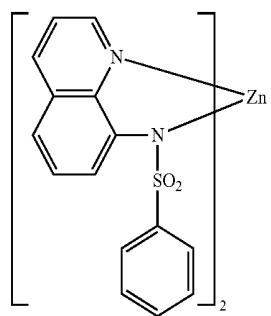
MATERIAL	EXAMPLES OF MATERIAL	PUBLICATIONS
		Appl. Phys. Lett. 55, 1489 (1989)
		Jpn. J. Apply. Phys. 32, L917 (1993)
Silole compounds		Org. Electron. 4, 113 (2003)
Arylborane compounds		J. Am. Chem. Soc. 120, 9714 (1998)
Fluorinated aromatic compounds		J. Am. Chem. Soc. 122, 1832 (2000)
Fullerene (e.g., C60)		US20090101870

TABLE 1-continued

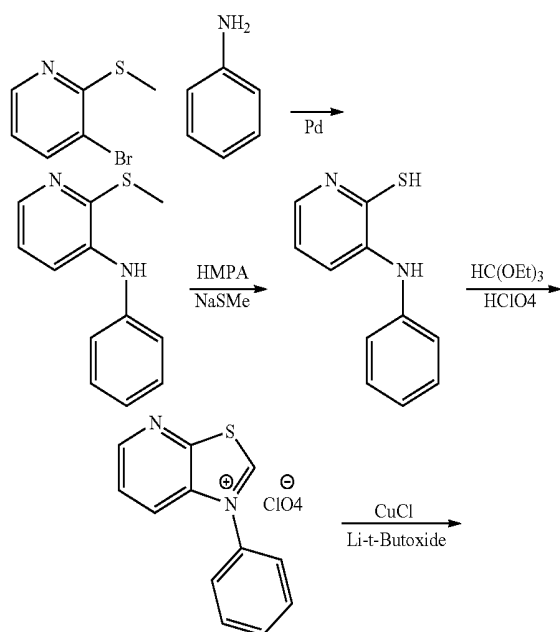
MATERIAL	EXAMPLES OF MATERIAL	PUBLICATIONS
Triazine complexes		US20040036077
Zn (N,N) complexes		U.S. Pat. No. 6,528,187

## EXPERIMENTAL

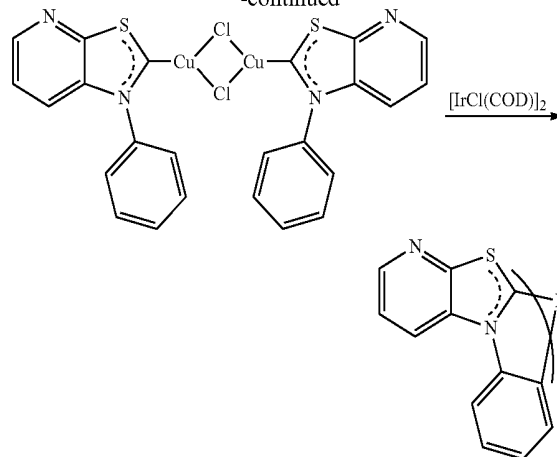
## Compound Examples

## Example 1

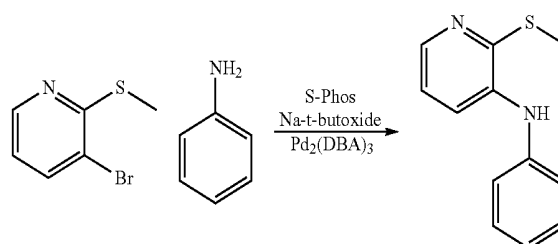
[0126]



-continued

Synthesis of  
2-(methylthio)-N-Phenylpyridine-3-amino

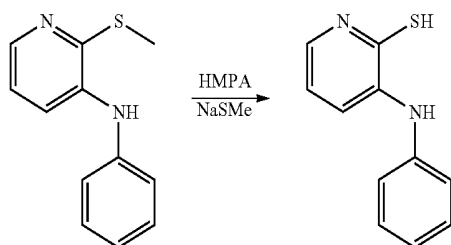
[0127]



**[0128]** 3-bromo-2(methylthio)pyridine (25 g, 123 mmol), Pd<sub>2</sub>dba<sub>3</sub> (6.75 g, 7.38 mmol), S-Phos (6.06 g, 14.77 mmol) and sodium butan-1-olate (17.74 g, 185 mmol) are placed in dry 3-neck flask under N<sub>2</sub>. The reaction mixture is vacuumed and charged with N<sub>2</sub> a total of three times. Aniline (22.93 g, 246 mmol) and 500 mL toluene are added to the reaction mixture. The reaction mixture is refluxed for 18 h. The crude reaction mixture is run through silica gel plug and eluted with toluene. The toluene portion is concentrated down and subjected to silica gel column using 3-5% DCM in Hexane to yield the desired product.

#### Synthesis of 3-(phenylamino)pyridine-2-thiol

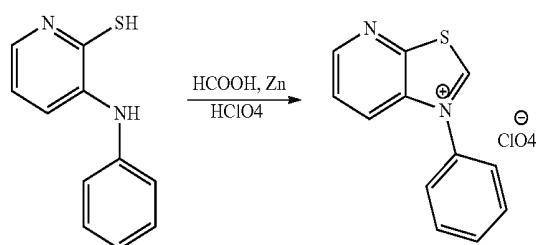
**[0129]**



**[0130]** A 250 mL round bottom flask is charged with sodium methanethiolate (5.18 g, 73.8 mmol), 2-(methylthio)-N-Phenylpyridine-3-amino (13.25 g, 61.5 mmol) and Hexamethyl phosphoramide (HMPA) (100 mL). The reaction mixture is heated up to 100° C. for 7 h. The reaction is cooled to room temperature, and 100 mL of 1N HCl is added. The reaction mixture is extracted with 3×100 mL ethyl acetate. The organic portion is washed with 3×50 mL Brien, and then dried over sodium sulfate and evaporated to yield the desired compound.

#### Synthesis of Benzothiazole Carbene Ligand Precursor

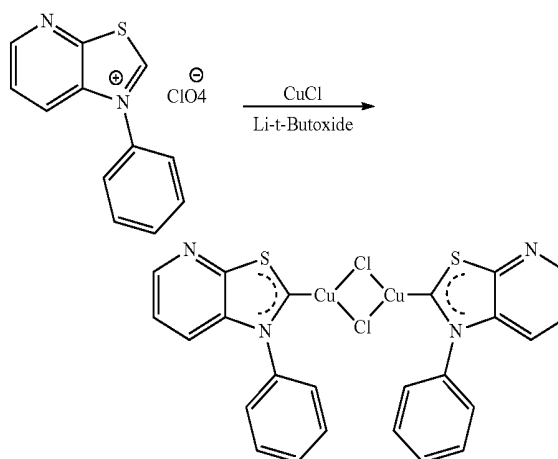
**[0131]**



**[0132]** A 250 mL round bottom flask was charged with zinc dust (2.339 g, 35.8 mmol), 3-(phenylamino)pyridine-2-thiol (12 g, 59.6 mmol) and Formic Acid (100 mL). The reaction mixture is refluxed under N<sub>2</sub> for 6 h. The reaction mixture is filtered off to get rid of insoluble material. Hypochloric acid (35.9 mL, 59.9 mmol) is added to the filtrate and stirred for 20 minutes. 200 mL of water is added and the precipitation is collected. The precipitation is washed with H<sub>2</sub>O and Ether to yield the desired product.

#### Synthesis of Dichloro Copper Dimer

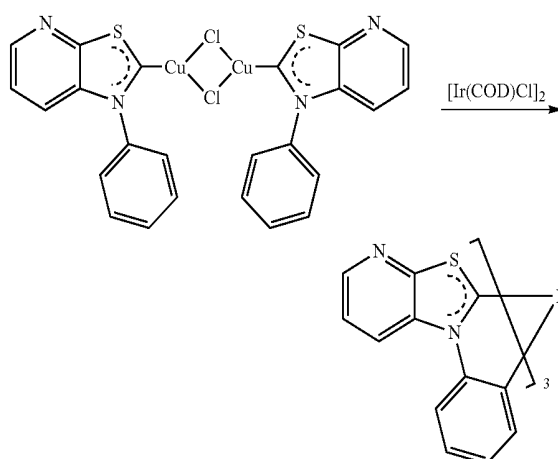
**[0133]**



**[0134]** A 500 mL round bottom flask is charged with CuCl (3.9 g, 39.4 mmol), Lithium tert-butoxide (3.15 g, 39.4 mmol) and anhydrous THF (400 mL). The reaction mixture is stirred inside the glove box overnight. Perchloride salt (2.31 g, 7.41 mmol) is added into the reaction mixture and stirred overnight. The reaction mixture is removed from glove box and filtered. The filtrate is concentrated to dryness, and re-suspended in dichloromethane. The suspension is filtered, and the filtrate is concentrated to dryness to yield the desired compound.

#### Synthesis of Benzothiazole Iridium Tris Complex

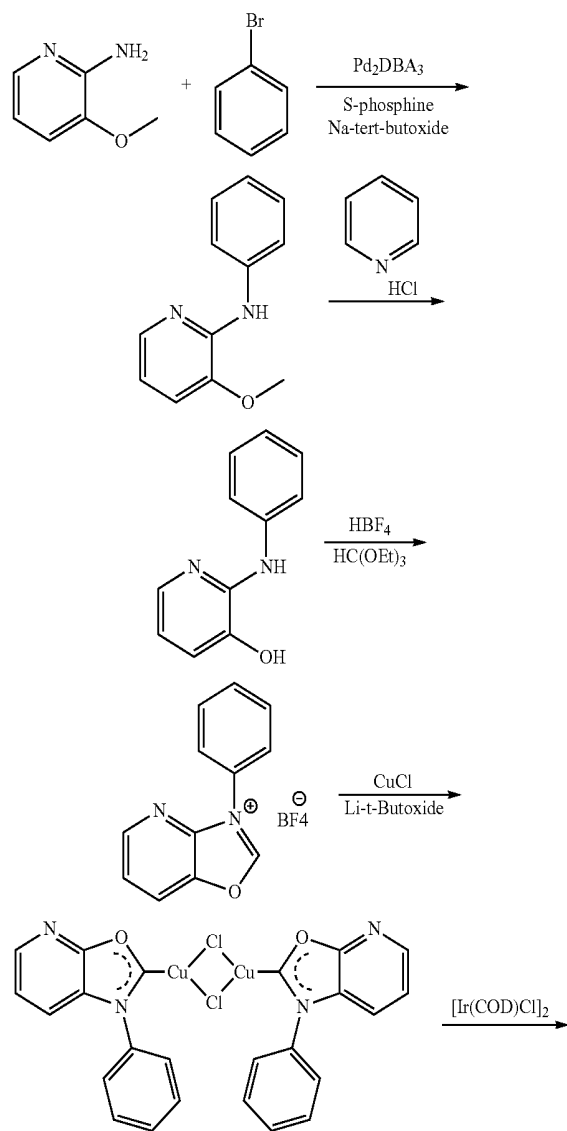
**[0135]**



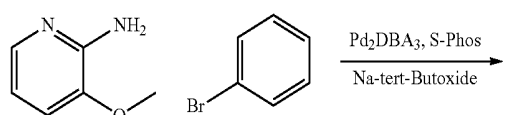
**[0136]** A 500 mL round bottom flask is charged with copper dichloride bridge dimer (1.68 g, 2.71 mmol), Iridium COD dimer (0.568 g, 0.846 mmol) and chlorobenzene (300 mL) to give an orange suspension. The reaction mixture is vacuumed and back filled with N<sub>2</sub> a total of three times. Then, the reaction mixture is heated to reflux overnight. The reaction mixture is filtered, and the filtrate is concentrated to dryness. The residue is subjected to column chromatography (SiO<sub>2</sub>, 100% DCM) to yield the desired compound.

## Example 2

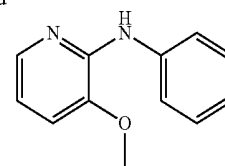
[0137]



[0138] Synthesis of 3-methoxy-N-phenylpyridine-2-amine



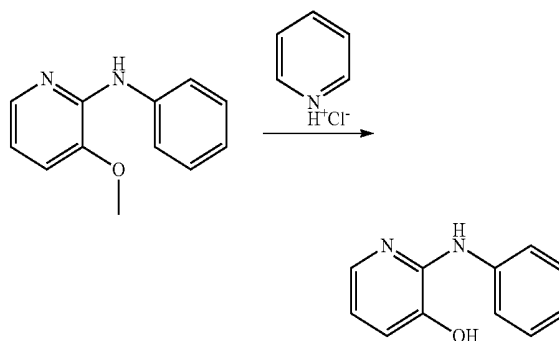
-continued



[0139] A 1 L 3-neck flask is charged with 3-methoxy-pyridine-2-amine (17.65 g, 143 mmol), bromobenzene (15 g, 96 mmol), Pd<sub>2</sub>DBA<sub>3</sub> (1.75 g, 1.91 mmol), Sodium tert-butoxide (18.36 g, 101 mmol), S-Phos (1.56 g, 3.82 mmole) and 400 mL of xylene. The reaction mixture is refluxed for 4 h. The product is isolated by column chromatography (5% EtoAc in Hexs) to yield the desired product.

## Synthesis of 2-(phenylamino)pyridine-3-ol

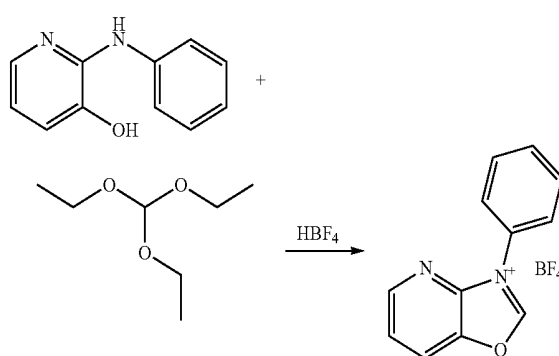
[0140]



[0141] A 1 L 3-neck flask is charged with Pyridinium chloride (52.2 g, 452 mmol) and 3-methoxy-N-phenylpyridine-2-amine (9 g, 45.2 mmol). The reaction mixture is heated to 200° C. for 4 h. The reaction mixture is dumped into 5% HCl (200 mL), and extracted with 3×300 mL ETOAC. The organic portion is combined and purified by column chromatography (100% DCM) to yield the desired product.

## Synthesis of Benzoxooazole Carbene Ligand Precursor

[0142]

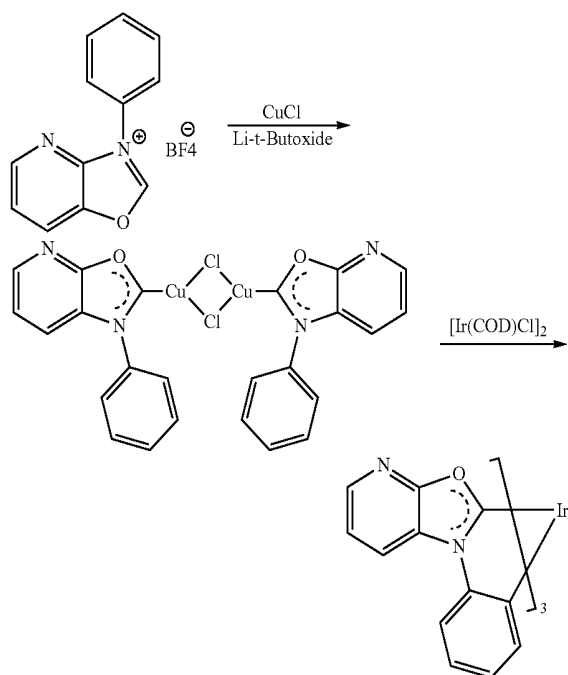


[0143] Hydrogen tetrafluoroborate (6.79 mL, 48% w/w) is added drop-wise to a solution of 2-(phenylamino)pyridine-3-ol (9 g, 48.6 mmol) in 30 mL Methanol. After 30 minutes of

stirring, the solvent is removed under vacuum and 30 mL (EtO)<sub>3</sub>CH is added. The resulting solution is stirred at room temperature under N<sub>2</sub> overnight to give a white suspension. The solid is filtered, and then washed with diethyl ether to give the product.

### Synthesis of Benzoxazole Iridium Tris Complex

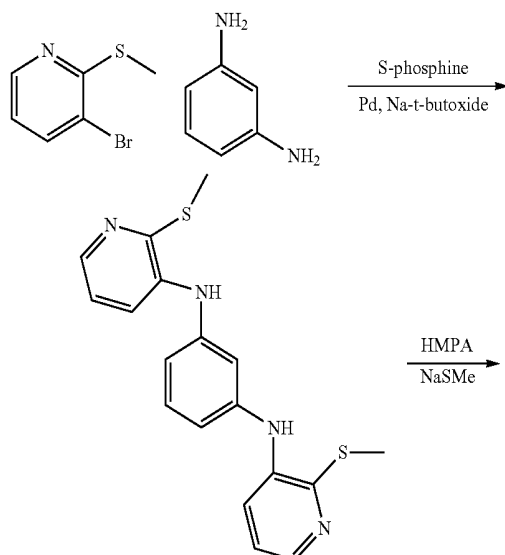
[0144]



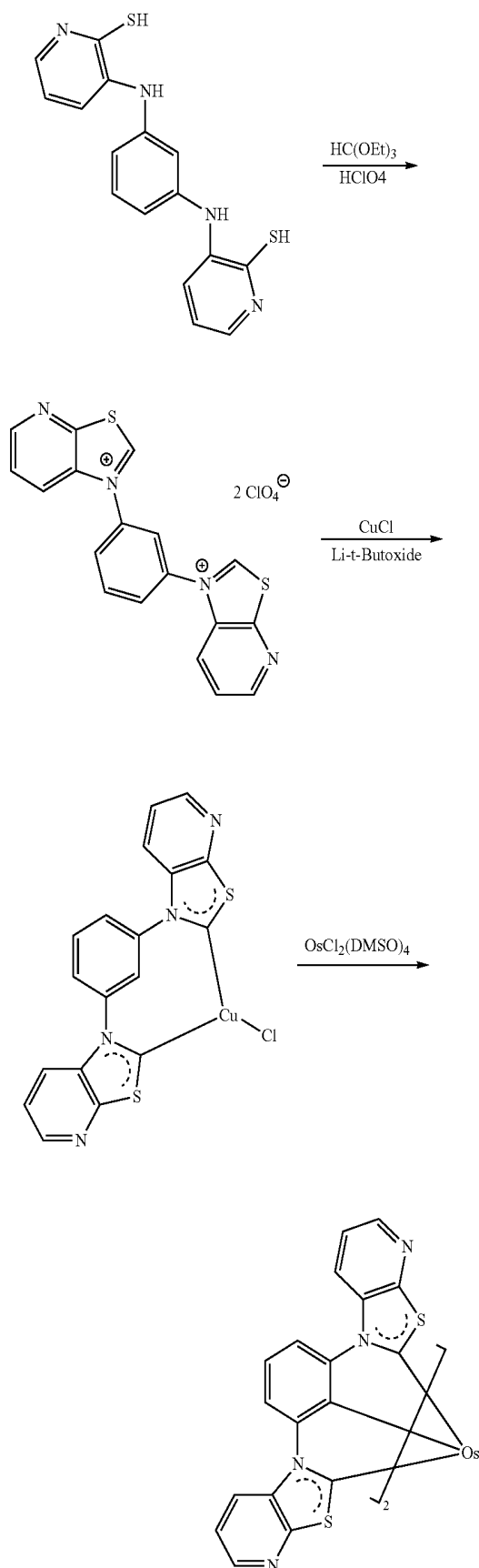
[0145] For synthesis of benzoxazole iridium tris complex, please refer to the benzothiazole example.

### Example 3

[0146]

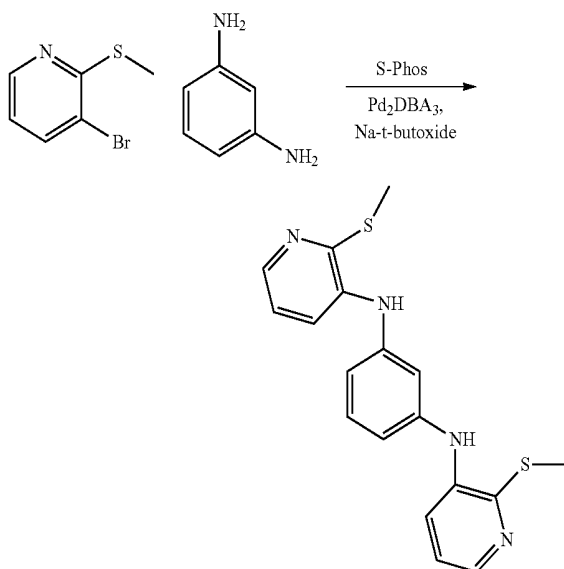


-continued



Synthesis of  $N^1, N^3$ -bis(2-(methylthio)pyridine-3-yl)benzene-1,3-diamine

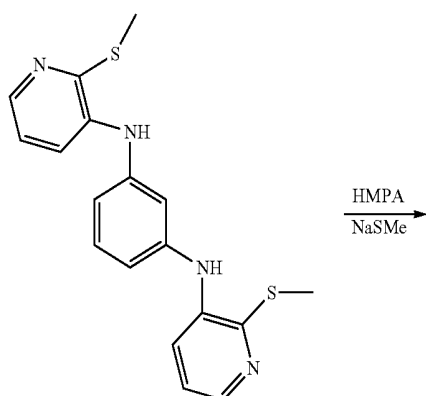
[0147]



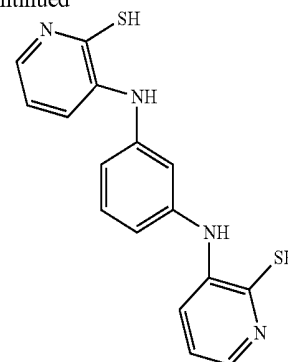
[0148] 3-bromo-2(methylthio)pyridine (25 g, 123 mmol),  $Pd_2dba_3$  (6.75 g, 7.38 mmol), S-Phos (6.06 g, 14.77 mmole) and sodium butan-1-olate (17.74 g, 185 mmol) are placed in dry 3-neck flask under  $N_2$ . The reaction mixture is vacuumed, and charged with  $N_2$  for a total of three times. 1,3-diaminobenzene (6.64 g, 61.5 mmol) and 500 mL toluene are added to the reaction mixture. The reaction mixture is refluxed for 18 h. The crude reaction mixture is run through a silica gel plug and eluted with toluene. The toluene portion is concentrated down and subjected to a silica gel column using 3-5% DCM in Hexane to yield the desired product.

Synthesis of 3,3'-(1,3-phenylenebis(azanediyl))bis(pyridine-2-thiol)

[0149]



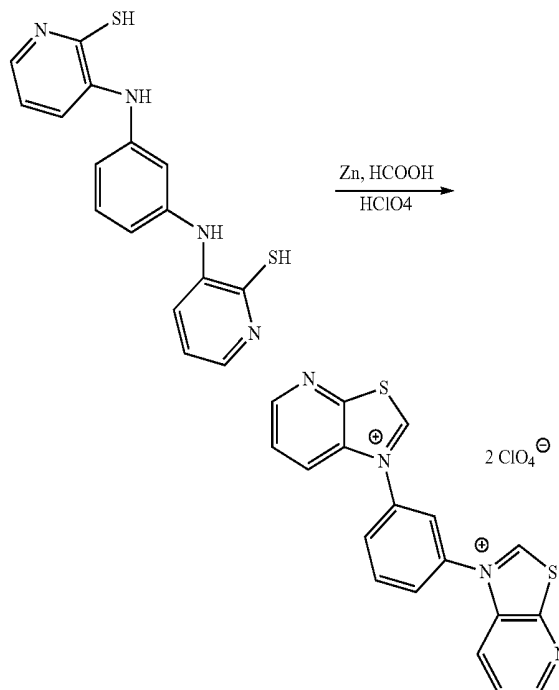
-continued



[0150] A 250 mL round bottom flask is charged with sodium methanethiolate (5.18 g, 73.8 mmol),  $N^1, N^3$ -bis(2-(methylthio)pyridine-3-yl)benzene-1,3-diamine (13.25 g, 61.5 mmol) and Hexamethyl phosphoramide (HMPA) (100 mL). The reaction mixture is heated up to 100°C for 7 h. The reaction is cooled to room temperature, and 100 mL of 1N HCl is added. The reaction mixture is extracted with 3x100 mL ethyl acetate. The organic portion is washed with 3x50 mL Brien, dried over sodium sulfate and evaporated to yield the desired compound.

Synthesis of 1,1'-(1,3-phenylene)bis(thiazolo[5,4-b]pyridine-1-ium) Perchlorate salt

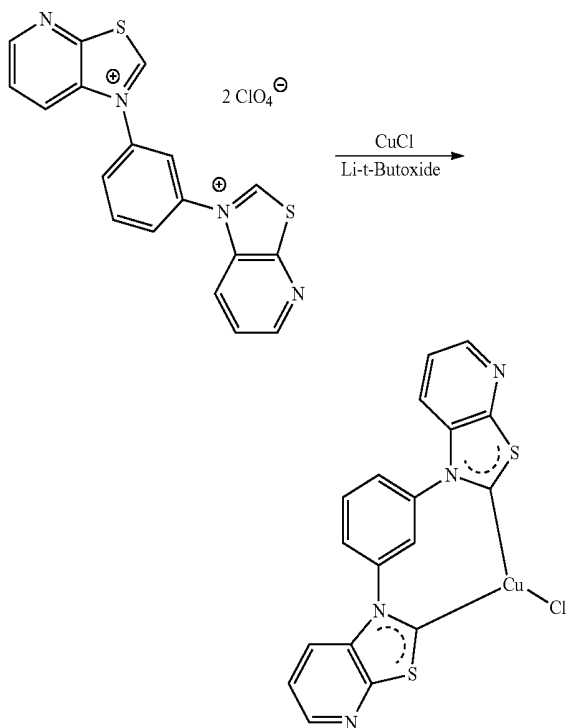
[0151]



[0152] A 250 mL round bottom flask is charged with zinc dust (2.339 g, 35.8 mmol), 3,3'-(1,3-phenylenebis(azanediyl))bis(pyridine-2-thiol) and Formic Acid (100 mL). The reaction mixture is refluxed under  $N_2$  for 6 h. The reaction mixture is filtered off to get rid of insoluble material. Hypochloric acid (35.9 mL, 59.9 mmol) is added to the filtrate and stirred for 20 minutes. 200 mL of water is added and the precipitation is collected. The precipitation is washed with  $H_2O$  and Ether to yield the desired product.

## Synthesis of Copper Carbene Complex

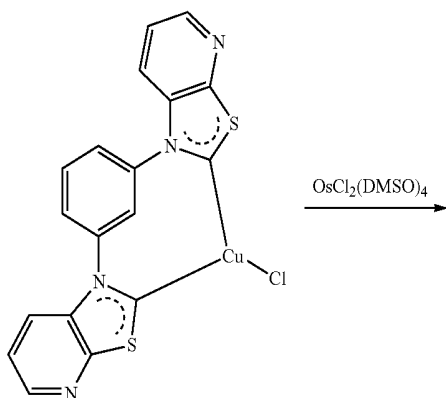
[0153]



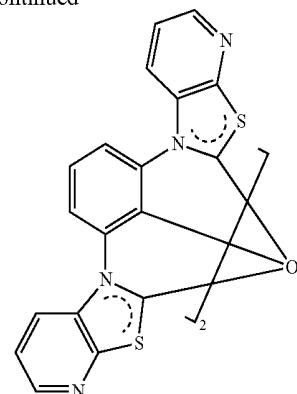
[0154] A 500 mL round bottom flask is charged with CuCl (3.9 g, 39.4 mmol), Lithium tert-butoxide (3.15 g, 39.4 mmol) and anhydrous THF (400 mL). The reaction mixture is stirred inside the glove box overnight. The perchlorate salt (4.05 g, 7.41 mmol) is added into the reaction mixture and stirred overnight. The reaction mixture is removed from the glove box, and filtered. The filtrate is concentrated to dryness and re-suspended in dichloromethane. The suspension is filtered and filtrate is concentrated to dryness to yield the desired compound.

## Synthesis of Osmium Carbene Complex

[0155]



-continued

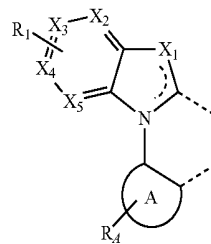


[0156] A 250 mL round-bottomed flask is charged with  $\text{OsCl}_2(\text{DMSO})_4$  (250 mg, 0.436 mmol), copper carbene complex (584 mg, 1.3 mmol) in 2-ethoxyethanol (125 mL) to give a tan suspension. The reaction mixture is vacuumed and back filled with  $\text{N}_2$ ; then the reaction mixture is heated to reflux for 1 h. The reaction mixture is filtered through celite, and the filtrate is subject to column chromatography ( $\text{SiO}_2$ ,  $\text{Et}_3\text{N}$  pretreated, 60% EtOAc in hexanes) to yield the desired compound.

[0157] It is understood that the various embodiments described herein are by way of example only, and are not intended to limit the scope of the invention. For example, many of the materials and structures described herein may be substituted with other materials and structures without deviating from the spirit of the invention. The present invention as claimed may therefore include variations from the particular examples and preferred embodiments described herein, as will be apparent to one of skill in the art. It is understood that various theories as to why the invention works are not intended to be limiting.

1. A compound comprising a ligand L having the structure:

Formula I



wherein  $X_1$  is S or O;  
 wherein  $X_2$ ,  $X_3$ ,  $X_4$ , and  $X_5$  are independently C or N;  
 wherein at least one of  $X_2$ ,  $X_3$ ,  $X_4$ , and  $X_5$  is N;  
 wherein  $R_1$  may represent mono, di, tri or tetra substituents;  
 wherein  $R_1$  is independently selected from the group consisting of hydrogen, deuterium, halide, alkyl, cycloalkyl, heteroalkyl, arylalkyl, alkoxy, aryloxy, amino, silyl, alkenyl, cycloalkenyl, heteroalkenyl, alkynyl, aryl, heteroaryl, acyl, carbonyl, carboxylic acids, ester, nitrile, isonitrile, sulfanyl, sulfinyl, sulfonyl, phosphino, and combinations thereof;  
 wherein two adjacent substituents of  $R_1$  are optionally joined to form a fused ring;

wherein  $R_A$  may represent mono, di, tri, or tetra substituents;

wherein  $R_A$  is independently selected from the group consisting of hydrogen, deuterium, halide, alkyl, cycloalkyl, heteroalkyl, arylalkyl, alkoxy, aryloxy, amino, silyl, alkenyl, cycloalkenyl, heteroalkenyl, alkynyl, aryl, heteroaryl, acyl, carbonyl, carboxylic acids, ester, nitrile, isonitrile, sulfanyl, sulfinyl, sulfonyl, phosphino, and combinations thereof;

wherein two adjacent substituents of  $R_A$  are optionally joined to form a fused ring;

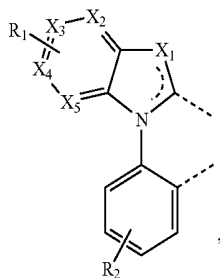
wherein A is a 5-membered or 6-membered carbocyclic or heterocyclic ring;

wherein the ligand L is coordinated to a metal M selected from Ir and Os; and

wherein the bidentate ligand may be linked with other ligands to comprise a tridentate, tetradentate, pentadentate or hexadentate ligand.

2. The compound of claim 1, wherein A is benzene.

3. The compound of claim 1, wherein the ligand has the formula:



Formula II

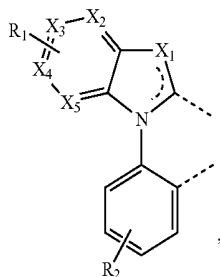
wherein at least one of  $X_2$ ,  $X_3$ ,  $X_4$ , and  $X_5$  is N;

wherein  $R_2$  may represent mono, di, tri or tetra substituents;

wherein  $R_2$  is independently selected from the group consisting of hydrogen, deuterium, halide, alkyl, cycloalkyl, heteroalkyl, arylalkyl, alkoxy, aryloxy, amino, silyl, alkenyl, cycloalkenyl, heteroalkenyl, alkynyl, aryl, heteroaryl, acyl, carbonyl, carboxylic acids, ester, nitrile, isonitrile, sulfanyl, sulfinyl, sulfonyl, phosphino, and combinations thereof; and

wherein two adjacent substituents of  $R_2$  are optionally joined to form a fused ring.

4. The compound of claim 1, wherein the ligand has the formula:



Formula II

wherein at least two of  $X_2$ ,  $X_3$ ,  $X_4$ , and  $X_5$  is N;

wherein  $R_2$  may represent mono, di, tri or tetra substituents;

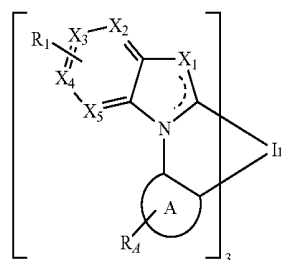
wherein  $R_2$  is independently selected from the group consisting of hydrogen, deuterium, halide, alkyl, cycloalkyl, heteroalkyl, arylalkyl, alkoxy, aryloxy, amino, silyl, alkenyl, cycloalkenyl, heteroalkenyl, alkynyl, aryl, heteroaryl, acyl, carbonyl, carboxylic acids, ester, nitrile, isonitrile, sulfanyl, sulfinyl, sulfonyl, phosphino, and combinations thereof; and

wherein two adjacent substituents of  $R_2$  are optionally joined to form a fused ring.

5. The compound of claim 1, wherein the compound is heteroleptic.

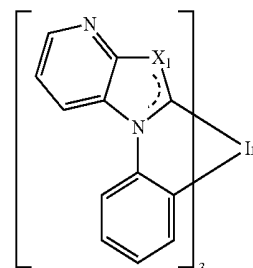
6. The compound of claim 1, wherein the compound is homoleptic.

7. The compound of claim 1, wherein the compound has the formula:

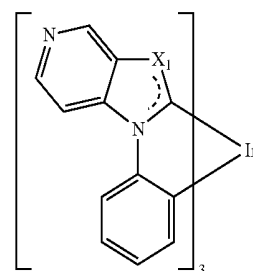


Formula III

8. The compound of claim 1, wherein the compound is selected from the group consisting of:

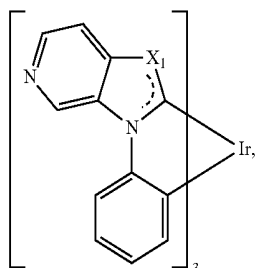


Compound 1G



Compound 2G

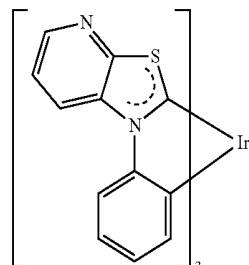
-continued



Compound 3G

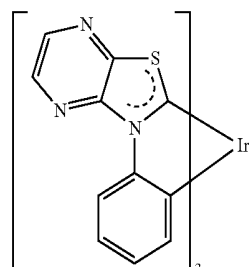
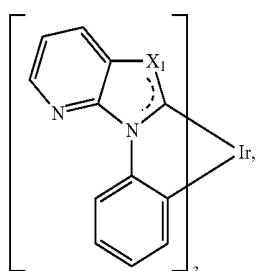
9. The compound of claim 1, wherein the compound is selected from the group consisting of:

Compound 1



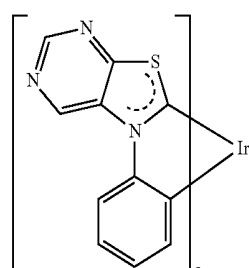
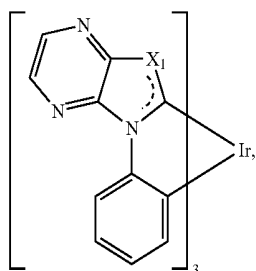
Compound 4G

Compound 2



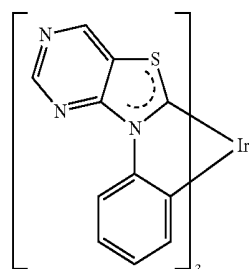
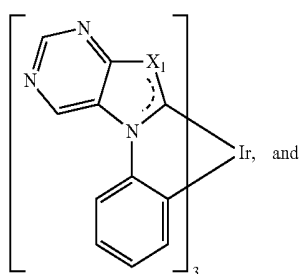
Compound 5G

Compound 3



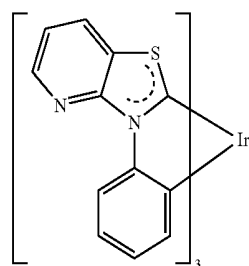
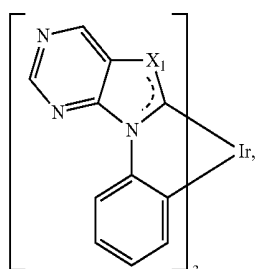
Compound 6G

Compound 4



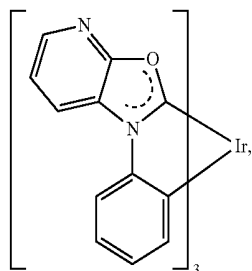
Compound 7G

Compound 5



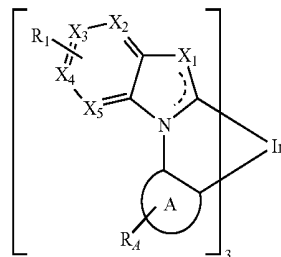
wherein each  $X_1$  is independently S or O.

-continued

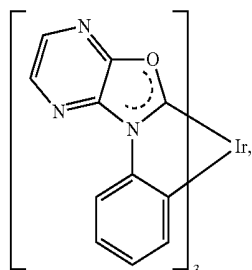


Compound 6

10. The compound of claim 1, wherein the compound has the formula:

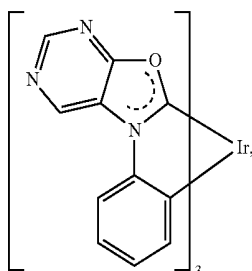


Formula III

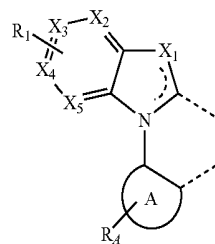


Compound 7

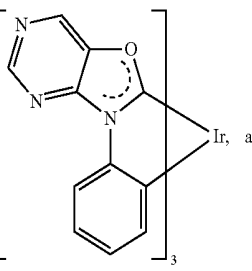
11. A first device comprising an organic light emitting device, further comprising:  
 an anode;  
 a cathode; and  
 an organic layer, disposed between the anode and the cathode, comprising a compound comprising a ligand L having the structure:



Compound 8

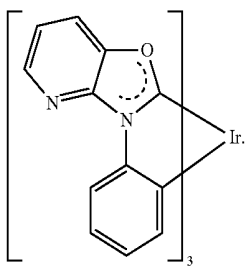


Formula I



Compound 9

wherein  $X_1$  is S or O;  
 wherein  $X_2, X_3, X_4,$  and  $X_5$  are independently C or N;  
 wherein at least one of  $X_2, X_3, X_4,$  and  $X_5$  is N;  
 wherein  $R_1$  may represent mono, di, tri or tetra substitu-  
 tions;  
 wherein  $R_1$  is independently selected from the group con-  
 sisting of hydrogen, deuterium, halide, alkyl, cycloalkyl,  
 heteroalkyl, arylalkyl, alkoxy, aryloxy, amino, silyl, alk-  
 enyl, cycloalkenyl, heteroalkenyl, alkynyl, aryl, het-  
 eroaryl, acyl, carbonyl, carboxylic acids, ester, nitrile,  
 isonitrile, sulfanyl, sulfinyl, sulfonyl, phosphino, and  
 combinations thereof;



Compound 10

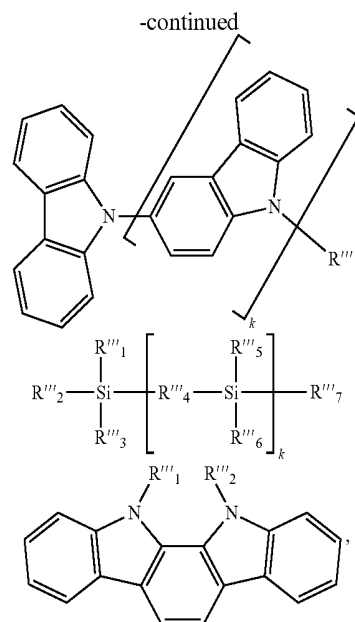
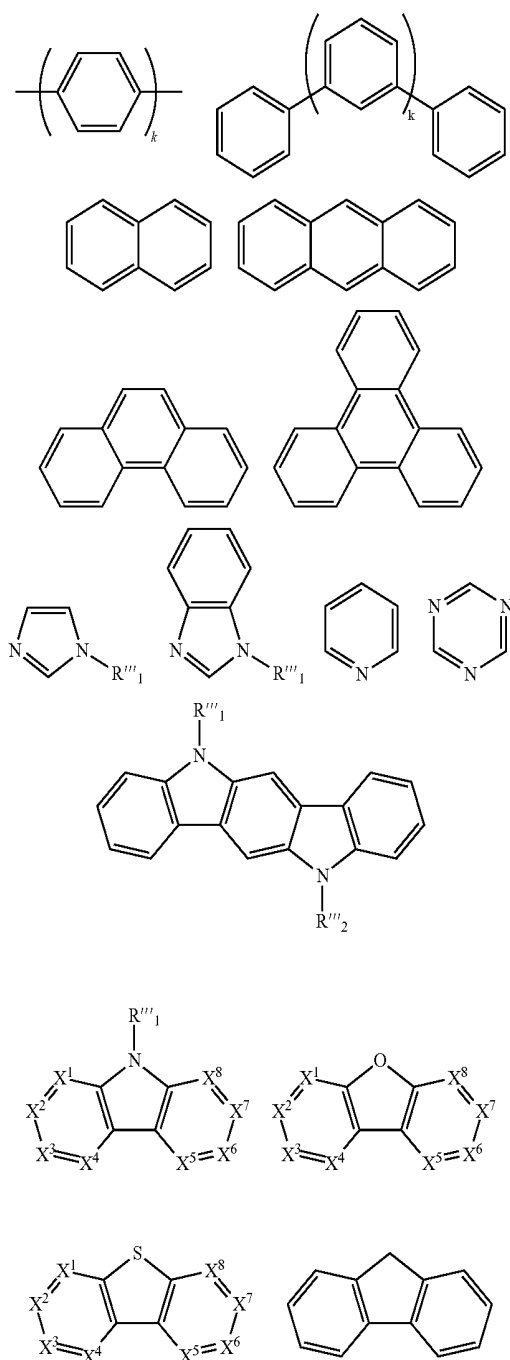
wherein two adjacent substituents of  $R_1$  are optionally  
 joined to form a fused ring;  
 wherein  $R_A$  may represent mono, di, tri, or tetra substitu-  
 tions;  
 wherein  $R_A$  is independently selected from the group con-  
 sisting of hydrogen, deuterium, halide, alkyl, cycloalkyl,  
 heteroalkyl, arylalkyl, alkoxy, aryloxy, amino, silyl, alk-  
 enyl, cycloalkenyl, heteroalkenyl, alkynyl, aryl, het-  
 eroaryl, acyl, carbonyl, carboxylic acids, ester, nitrile,  
 isonitrile, sulfanyl, sulfinyl, sulfonyl, phosphino, and  
 combinations thereof;  
 wherein two adjacent substituents of  $R_A$  are optionally  
 joined to form a fused ring;  
 wherein A is a 5-membered or 6-membered carbocyclic or  
 heterocyclic ring;  
 wherein the ligand L is coordinated to a metal M selected  
 from Ir and Os; and

wherein the bidentate ligand may be linked with other ligands to comprise a tridentate, tetradentate, pentadentate or hexadentate ligand.

12. The first device of claim 11, wherein the organic layer is an emissive layer and the compound is an emissive dopant.

13. The first device of claim 11, wherein the organic layer further comprises a host.

14. The first device of claim 13, wherein the host is a compound that comprises at least one of the chemical groups selected from the group consisting of:



wherein each of  $R'''_1$ ,  $R'''_2$ ,  $R'''_3$ ,  $R'''_4$ ,  $R'''_5$ ,  $R'''_6$  and  $R'''_7$  are independently selected from the group consisting of hydrogen, deuterium, halide, alkyl, cycloalkyl, heteroalkyl, arylalkyl, alkoxy, aryloxy, amino, silyl, alkenyl, cycloalkenyl, heteroalkenyl, alkynyl, aryl, heteroaryl, acyl, carbonyl, carboxylic acids, ester, nitrile, isonitrile, sulfanyl, sulfinyl, sulfonyl, phosphino, and combinations thereof;

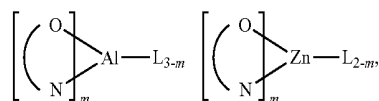
wherein two adjacent substituents are optionally joined to form a fused ring;

wherein  $k$  is an integer from 0 to 20; and

wherein each of  $X^1$ ,  $X^2$ ,  $X^3$ ,  $X^4$ ,  $X^5$ ,  $X^6$ ,  $X^7$  and  $X^8$  are independently selected from the group consisting of CH and N.

15. The first device of claim 13, wherein the host is a metal complex.

16. The first device of claim 15, wherein the metal complex is selected from the group consisting of:



wherein (O—N) is a bidentate ligand having metal coordinated to atoms O and N;

wherein L is an ancillary ligand; and

wherein  $m$  is an integer value from 1 to the maximum number of ligands that may be attached to the metal.

17. A process for making a carbene metal complex, comprising:

reacting a copper dichloride carbene dimer with a metal precursor to yield the carbene metal complex.

18. The process of claim 17, further comprising reacting a carbene salt with copper-*t*-butoxide to yield a copper dichloride carbene dimer, prior to reacting the copper dichloride carbene dimer with the metal precursor.

19. The process of claim 17, wherein the metal is Ir, Os, Ru or Pt.

**20.** The process of claim **19**, wherein the metal precursor is selected from the group consisting of  $[\text{IrCl}(\text{COD})]_2$ ,  $\text{OsCl}_2(\text{DMSO})_4$ ,  $\text{RuCl}_2(\text{DMSO})_4$ , and  $\text{PtCl}_2(\text{SEt}_2)_2$ .

\* \* \* \* \*

专利名称(译)	制备有机电致发光材料的方法		
公开(公告)号	<a href="#">US20150188062A1</a>	公开(公告)日	2015-07-02
申请号	US14/645287	申请日	2015-03-11
[标]申请(专利权)人(译)	环球展览公司		
申请(专利权)人(译)	通用显示器公司		
当前申请(专利权)人(译)	通用显示器公司		
[标]发明人	TSAI JUI YI ELSHENAWY ZEINAB		
发明人	TSAI, JUI-YI ELSHENAWY, ZEINAB		
IPC分类号	H01L51/00 C07F1/08 C07F15/00		
CPC分类号	H01L51/5088 H01L51/5221 H01L51/5096 H01L51/5072 H01L51/5092 H01L51/5253 H01L51/0085 C07F15/0033 C07F15/002 H01L51/0088 C07F1/08 H01L51/5024 H01L51/5012 H01L51/5206 H01L51/ /5056 C07F1/005 C07F1/12 C07F3/003 C07F5/02 C07F5/069 C07F7/0805 C07F7/0812 C07F9/5022 C07F9/5045 C07F13/00 C07F15/0086 C07F15/0093 C09K11/06 C09K2211/1033 C09K2211/1037 C09K2211/185 H01L51/5016 Y10S428/917		
其他公开文献	US10388890		
外部链接	<a href="#">Espacenet</a> <a href="#">USPTO</a>		

摘要(译)

提供了形成包含杂环卡宾配体的化合物的方法。特别地，使用恶唑或噻唑卡宾代替传统的咪唑卡宾。这些化合物可用于OLED中以提供具有改进性能的器件，例如稳定性和颜色调节。

